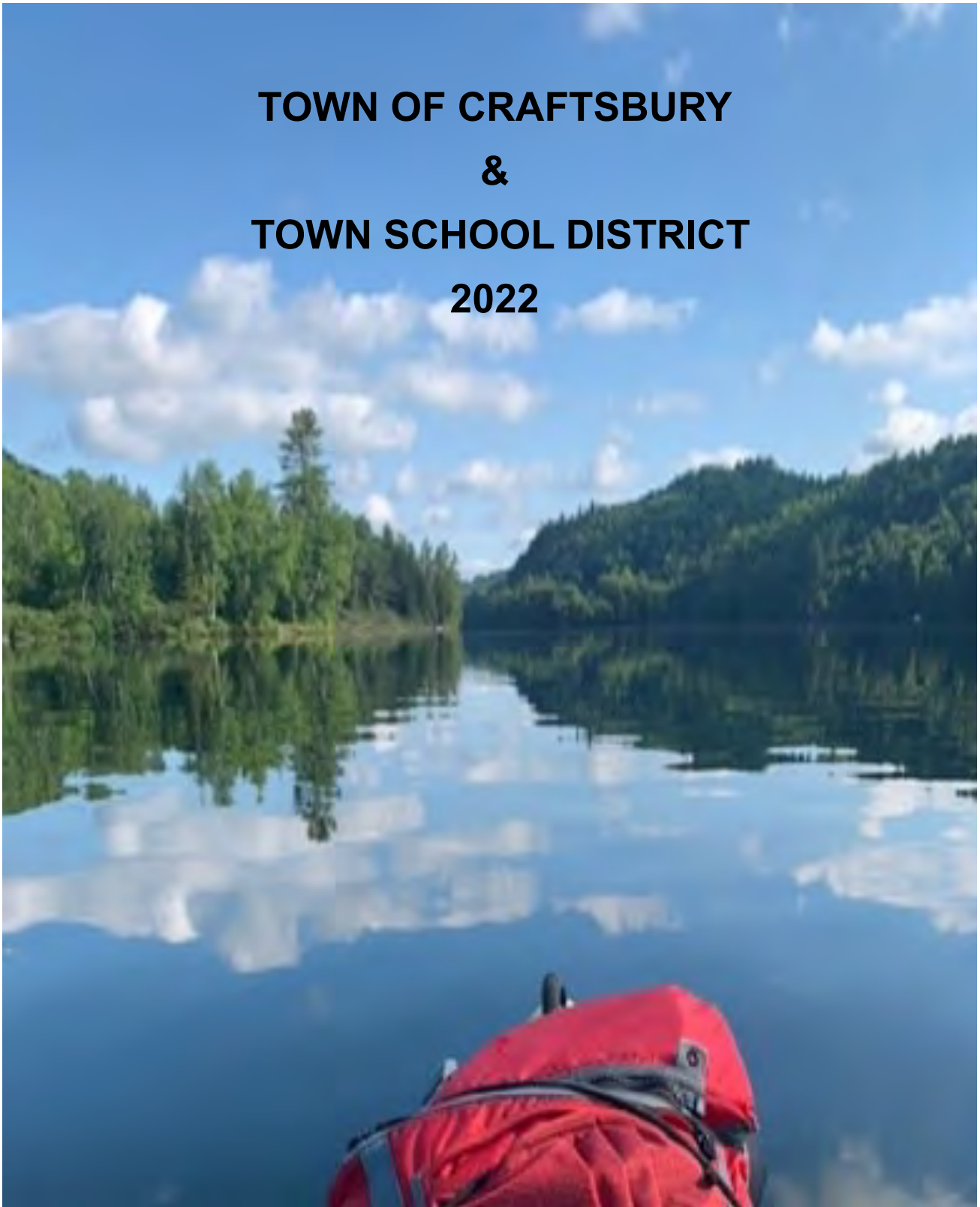


**TOWN OF CRAFTSBURY
&
TOWN SCHOOL DISTRICT
2022**



Little Hosmer Pond

Courtesy of Tom Boyle

**Please bring this book with you to the Meeting
on March 7th 2023 at the school gym
Town at 9:00 am & School at 1:00 pm**

CRAFTSBURY INFORMATION

Website: www.townofcraftsbury.com

Telephone Numbers:

Craftsbury Dog Warden— Kelly Carpenter 754-2515
Craftsbury Fire Dept.....586-7786
Craftsbury Fire Warden
Andrew Marckres.....cell 279-5494
Craftsbury Justices of the Peace:
Yvette Brown..... 586-7766
Timothy Fritz..... 586-2887
Harry Miller.....586-9972
David Rowell..... 586-7798
Allison Van Akkeren (no phone).....
Craftsbury Post Office (Village)586-9650
Craftsbury Public Library586-9683
Craftsbury School (Elementary)586-9671
Craftsbury School (Academy)586-2541
Craftsbury Select board—Susan Houston... 586-2873
Craftsbury Select board—James Jones.....586-2292
Craftsbury Select board—Bruce Urie.....755-6713
Craftsbury Town Clerk's Office586-2823
Craftsbury Town Clerk (Fax)586-2323
Craftsbury Town Garage586-2271
Orleans Southwest Supervisory Union472-6531

Emergency911

Rescue Squad Emergency472-6666

VT Fish & Wildlife Dept802-241-3700

VT Poison Center802-658-3456

VT State Police802-988-4315

Branch Cemetery: Jane Linck.....,586-9629

E. Craftsbury Cemetery: Jim Whitby..... 586-2863

Village Cemetery: Carolyn Ryan.....586-2835

Common Cemetery: Gayle Kroeger.....586-7745

Sexton: Mike Martin.....,586-9956

Town Clerk's Office:

Open Tues– Fri 8:30am—4:00 pm

Mailing Address:

P O Box 55

Craftsbury, VT 05826

E-mail: craftsbury@gmail.com

Craftsbury Public Library Hours:

Mon. 2:00pm - 6:00pm

Tues. 10:00am - 6:00pm

Wed. 10:00am - 6:00pm

Thurs. 2:00pm - 6:00pm

Fri. 10:00am - 6:00pm

Sat. 10:00am - 1:00pm

Hours may change: check website

Craftsbury Post Office:

Window Hours:

Mon.-Fri. 7:30-11:30am/12:30-2:30pm

Sat. 7:30am - 10:30am

Closed (Lunch) 11:30am - 12:30 pm

Lobby Hours:

Mon. - Sat. 7:30am - 6:30pm

Box mail available by 10:00am

Craftsbury Common Post Office:

Closed until further notice.

Craftsbury Recycling & Trash

www.lrswmd.org (price increase
will be happening, check their
Website)

Saturdays 9:00am—1:00pm

Craftsbury School Board

Meetings:

2nd Wednesday of the Month

@ Craftsbury Academy 6:00pm

(note: date/time may change)

Craftsbury Select Board Meetings:

1st & 3rd Tuesday of the month

@ Craftsbury Town Hall 7:00pm

(note: date/time may change)



The Town is pleased to dedicate this year's town report to Barbara Paterson.

Barbara lives with her husband, James Whitby on Ketchum Hill Rd in one of the oldest houses in Craftsbury. Her family has occupied the house since it was built.

Barbara graduated from Craftsbury Academy and is a graduate of UVM, a mother of two and a grandmother of three.

She is co owner of Watson Realty and for many years was a teacher, but it is for her 17 years as a lister that we honor her this year.

Her hard work and dedication have not gone unnoticed. The position of lister is not easy and the Nemrc system the town has to keep track of all the properties is not the friendliest but she worked hard to learn it. Her sense of fairness and her knowledge she brought being a realtor was appreciated. Craftsbury is known for being an idyllic little New England Town where people contribute to their community and truly care. Barbara is a prime example of a true Vermonter. Her ancestors would be proud.

Thank you!!

Craftsbury Town Report - Table of Contents

Craftsbury Information Page	Inside Front Cover
Dedication	3
Table of Contents (Town & School)	4-5
Auditors Report / Town Website	6
Craftsbury Town Warning	7-9
Abstract of Town Meeting Minutes 3/1/2022	10
Elected Town Officers / Appointed Town Officers	11-13
Select Board Report & Budget	14-18
Statement of Receipts and Disbursements	19
Town Salaries, Assessments	20
Balance Sheet	21
Statement Of Town Indebtedness / Delinquent Taxes / Town Assets	22
Additional Town Accounts	23-25
2022 Billed Grand List / Tax Book Report Form 411	26-27
Education Tax Rates / Act 68 Cash Flow	28-29
FY2023 Education Funding Summary	30-31
CFD Balance Sheet / Fire Department Report	32-33
Craftsbury Fire District #2	34
Dog License Report	35
Conservation Commission	36
Recreation	37
Energy Committee	38
Village Improvement Society Report	39
Historical Society	40
Mental Health Resource Group	41
Planning Commission	42
Neighbor to Neighbor	43
Craftsbury Trails	44
Food Pantry Report	45
Craftsbury Public Library Annual Report	46-48
John Woodruff Simpson Memorial Library	49
Craftsbury Community Care Center Report	50
Sterling College	51
Agencies Requesting Town Funds	52-53
Marriages / Births / Deaths / Craftsbury Land Transfers	54-56

**Craftsbury Town School District
2023 Annual School District Meeting Materials
Table of Contents**

Craftsbury Town School District	
Craftsbury Town School District Cover / Inside Cover	57-58
2023 Annual School District Meeting Warning	59
School Board Report	60-61
Superintendent Letter	62
Principal's Report	63-64
FY22 Treasurers Cash Flow Report	65
FY24 Proposed Budget by Function	66
FY24 Proposed Revenue Budget	67
FY24 Estimated Tax Rate	68
Tax Rate Calculation Description	69
FY24 Budget Notes	70
Three Prior Years Comparisons - Format as Provided by AOE	71
2021-2022 Employee Compensation Report	72
2022 Craftsbury Schools Summary Sheet	73-74
Orleans Southwest Supervisory Union	
Cover Page	75
Board Chair Letter	76
FY22 Treasurer's Cash Flow Report	77
FY24 Proposed Budget by Function	78
FY24 Proposed Revenue Budget	79
FY24 OSSU Shared Services Assessment Summary	80-81
FY24 Budget Highlights	82
FY22 OSSU Grants	83-84
2021-2022 Employee Compensation Report	85-87
Craftsbury School Board Members and Officers	
<u>School Board Members</u>	
	Term End
Kasey Allen, Chair	2023
Jared Nunery, Vice Chair	2024
Anna Schulz	2025
Michelle Menard	2024
Cedar Hannan	2023
<u>Officers</u>	
Yvette Brown, District Clerk	
Yvette Brown, District Treasurer	

Orleans Southwest Supervisory Union and its member districts were audited by Telling & Hillman, P.C. for the fiscal year ending June 30, 2022. Full copies of the annual audit reports can be found at the OSSU website: <https://www.ossu.org/en-US/data-and-reports-fbc335ab>. If you are interested in obtaining a copy of one of the audit reports, you can call the OSSU Central Office at 802-472-6531 to have a copy mailed, or you can view the report at the OSSU Central Office at 157 Daniels Road, Hardwick VT.

Auditors' Report

The Auditors' job is to examine all payables and receivables and balance all accounts with the bank statements and to be able to assure that information in this book is accurate.

We, the Auditors for the Town of Craftsbury, have examined the accounts and records of the Town from January 1, 2022 to December 31, 2022.

We do declare that all Town financials in this book to be accurate and true.

The school portion of this book is audited by an outside firm. You can go to the school web site for their report.

Attest:

Cheryl Bailey, Amanda Cookson, Tom Boyle

Contact us: e-mail address
craftsbury.town.auditors@gmail.com



WWW.TOWNOFCRAFTSBURY.COM

The Town Website includes:

- Calendar of Craftsbury events
- Directory PDF of businesses, organizations, libraries, etc.
- Photo albums of Craftsbury
- Town information including committees/commissions, town clerk, selectboard, school, elected officials, etc.

Please email us at craftsbury.town.auditors@gmail.com for changes, corrections, additions you would like for the website. We appreciate all feedback.

Sincerely,

Michelle Warren (Chair), Yvette Brown, June Cook, and Don Houghton .

**TOWN OF CRAFTSBURY WARNING
ANNUAL TOWN AND TOWN FIRE DISTRICT MEETING
THE VOTERS ARE HEREBY NOTIFIED AND WARNED TO MEET
AT THE CRAFTSBURY ACADEMY GYMNASIUM ON TUESDAY
THE SEVENTH DAY OF MARCH A.D., 2023 AT 9:00 A.M. TO
ACT ON THE FOLLOWING ARTICLES, TO WIT:**

Article 1: To elect a Town Moderator.

Article 2: To hear and act upon the Auditors' report.

Article 3: Shall the voters authorize the Selectboard to appoint a collector of delinquent taxes pursuant to 17 V.S.A. § 2651d(a)?

Article 4: To elect all Town Officers required by law:

Selectboard Member for a term of 3 years

Collector of Delinquent Taxes for a term of 1 year

Lister for a term of 3 years

Auditor for a term of 3 years

Cemetery Commissioner for a term of 5 years

Craftsbury Public Library Trustee for 2 years of a remaining 4 year term

Supervisor Lamoille Solid Waste District for a term of 2 years

Trustee of Public Funds for a term of 3 years

World War II Memorial Fund Trustee for a term of 3 years

World War II Memorial Fund Trustee for 2 years of a remaining 3 year term

Article 5: Shall the voters authorize total fund expenditures for operating expenses of \$978,750 of which \$572,830 shall be raised by taxes and \$405,920 by non-tax revenues? (see page 18)

Article 6: Shall the town authorize an amount not to exceed \$275,000 to purchase a grader to be paid back in 5 yearly installments, plus interest?

Article 7: Shall the Town appropriate \$65,000 to the Craftsbury Fire Department for payment of necessary expenses from January 1, 2023 through December 31, 2023?

Article 8: Shall the Town appropriate \$10,000 to the Craftsbury Fire Department for paying stipends to its volunteers?

Article 9: Shall the Town vote the sum of \$19,250 for Town committee/event appropriations as follows:

\$1,500 Craftsbury Block Party Fund

\$6,400 Craftsbury Cemeteries, for mowing

\$7,000 Craftsbury Conservation Fund, money set aside for future conservation projects

\$ 100 Craftsbury Historical Society

\$ 750 Craftsbury Memorial Day Expenses

\$2,000 Craftsbury Recreation Committee

\$1,500 Craftsbury Village Improvement Society, for maintenance on the Common

TOTAL \$19,250

Article 10: Shall the Town vote the sum of \$ 49,803 for appropriations as follows:
(see Agencies Requesting Town Funds)

- \$ 500 American Red Cross
- \$ 1,000 AWARE, for preventing and healing the trauma of domestic and sexual violence
- \$ 6,000 Craftsbury Saplings, a community children's center
- \$ 1,200 Green Mountain Farm to School, Inc., for providing fresh, local food and nutrition education to students in Northern Vermont
- \$ 2,500 Greensboro Nursing Home
- \$ 2,500 Hardwick Area Food Pantry and the expanded Craftsbury Food Share
- \$ 19,905 Hardwick Rescue Squad, Inc.
- \$ 1,500 Lamoille County Mental Health Services
- \$ 1,000 Lamoille Family Center, for parent and child programming services designed to promote health, safe and resilient families
- \$ 500 North Country Animal League
- \$ 650 N.E. Kingdom Council on Aging
- \$ 1,266 N.E. Kingdom Human Services
- \$ 300 N.E. Kingdom Learning Services
- \$ 1,142 N.E. Vermont Development Assoc. (NVDA), for planning, developing, promoting and publicizing resources
- \$ 700 Old Stone House Museum
- \$ 350 Orleans County Children's Advocacy Center
- \$ 500 Orleans County Fair
- \$ 4,200 Orleans Essex V.N.A. & Hospice, for providing services to the elderly, homebound and chronically ill
- \$ 500 Pope Memorial Frontier Animal Shelter
- \$ 600 Rural Community Transportation, for providing public transportation services in Northern Vermont
- \$ 500 Salvation Farms, for distributing produce from local farms to the region's residents
- \$ 140 VT Center for Independent Living
- \$ 500 VT Assoc. for the Blind & Visually Impaired
- \$ 250 VT Family Network
- \$ 1,500 Rural Arts (formerly Wonder Arts), supporting programs and activities for Craftsbury families
- \$ 100 VT Rural Fire Protection Task Force

Total \$ 49,803

Article 11: Shall the Town appropriate a sum of \$12,000 for the Craftsbury Community Care Center, a level 3 residential care facility?

Article 12: Shall the Town appropriate a sum of \$46,000 to the Craftsbury Public Library?

Article 13: Shall the Town appropriate a sum of \$10,000 to Craftsbury Cemeteries, for upkeep and maintenance?

Article 14: Shall the Town appropriate a sum of \$500 to Northwoods Stewardship Center, for widespread conservation and educational services?

Article 15: Shall the Town vote to continue to exempt the Masonic Hall from property taxes for a period of five years, per 32 V.S.A §3840.

Article 16: Shall the voters elect its town officers by Australian ballot pursuant to 17 V.S.A. §2680(b)?

Article 17: Shall the voters authorize the Treasurer, pursuant to 32 V.S.A. § 4791 to collect current taxes?

Article 18: Shall the Town vote that taxes payable in installments, with due dates being July 15th, September 15th and November 15th (§32 V.S.A.4871), will bear interest at a rate of 1% percent per month or fraction thereof for the first three months and thereafter 1½% percent per month or fraction thereof, from November 15th, pursuant to 32 V.S.A. § 4873?

Article 19: Discussion of other nonbinding business.

DATED AT CRAFTSBURY, VERMONT JANUARY 26 A.D., 2023.

SELECTBOARD: Bruce Urie BRUCE URIE
James Jones JAMES JONES
Susan Houston SUSAN HOUSTON

CRAFTSBURY TOWN CLERK'S OFFICE RECEIVED THE FOREGOING WARNING FOR RECORD JANUARY 26 A.D., 2023 AT 1 O'CLOCK 00 MINUTES P.M. AND DULY RECORDED THE SAME BEFORE POSTING.

ATTEST: Michelle Warren MICHELLE WARREN, CRAFTSBURY TOWN CLERK

March 1, 2022 Abstract of Town Meeting Election Results by Australian Ballot (due to Covid); 415 votes cast.

Article 1. Elect officers for Town and Fire District.

- **Moderator:** Jeannine Young was elected (367 votes).
- **Select Board (3 year term):** Bruce Urie was elected (377 votes).
- **Clerk & Treasurer (3 year term):** Michelle Warren was elected (389 votes)
- **Delinquent Tax Collector (1 year term):** Yvette Brown was elected (322 votes).
- **Lister (1 year term):** Roberta Drown (83 votes), Allison Van Akkeren (286 votes); Allison Van Akkeren was elected.
- **Lister (2 year term):** Harry Miller was elected (352 votes).
- **Lister (3 year term):** Jeremiah McCann was elected (370 votes).
- **Auditor (3 year term):** Cheryl Bailey was elected (382 votes).
- **Cemetery Commission (5 year term):** Tom Boyle was elected (368 votes).
- **Trustee of Public Funds (3 year term):** Michelle Warren was elected (390 votes).
- **World War II Memorial Fund Trustee (3 year term):** Clyde Simmons was elected (386 votes).

Article 2. Authorize operating expenses of \$865,135, of which \$528,936 to be raised by taxes. Yes 350/No 43. P

Article 3. Appropriate Fire Department Budget \$59,300. Yes 381/No 23. Passed.

Article 4. Authorize up to \$200,000 for Fire Department replacement rescue truck. Yes 306/No 98. Passed.

Article 5. Appropriate \$3,200 for cemeteries. Yes 375/No 27. Passed.

Article 6. Appropriate \$100 to Craftsbury Historical Society. Yes 385/No 23. Passed.

Article 7. Appropriate \$7,000 to Craftsbury Conservation Fund. Yes 307/No 96. Passed.

Article 8. Appropriate \$750 for Memorial Day. Yes 351/No 49. Passed.

Article 9. Appropriate \$1,500 to Craftsbury Recreation Committee. Yes 354/No 46. Passed.

Article 10. Appropriate \$1,500 to Village Improvement Society. Yes 369/No 36. Passed.

Article 11. Appropriate \$500 to American Red Cross. Yes 339/No 63. Passed.

Article 12. Appropriate \$1,000 to AWARE. Yes 340/No 60. Passed.

Article 13. Appropriate \$12,000 to Craftsbury Community Care Center. Yes 351/No 54. Passed.

Article 14. Appropriate \$45,000 to Craftsbury Public Library. Yes 312/No 91. Passed.

Article 15. Appropriate \$6,000 to Craftsbury Saplings. Yes 281/No 117. Passed.

Article 16. Appropriate \$1,200 to Green Mountain Farm to School. Yes 323/No 76. Passed.

Article 17. Appropriate \$2,500 to Greensboro Nursing Home. Yes 284/No 111. Passed.

Article 18. Appropriate \$2,500 to Hardwick Food Pantry & Craftsbury Food Share. Yes 360/No 48. Passed.

Article 19. Appropriate \$19,924 to Hardwick Rescue. Yes 376/No 27. Passed.

Article 20. Appropriate \$1,500 to Lamoille County Mental Health Services. Yes 323/No 75. Passed.

Article 21. Appropriate \$1,000 to Lamoille Family Center. Yes 304/No 91. Passed.

Article 22. Appropriate \$500 to North Country Animal League. Yes 290/No 108. Passed.

Article 23. Appropriate \$650 to NE Kingdom Council on Aging. Yes 325/No 73. Passed.

Article 24. Appropriate \$1,266 to NE Kingdom Human Services. Yes 323/No 74. Passed.

Article 25. Appropriate \$905 to NVDA. Yes 242/No 145. Passed.

Article 26. Appropriate \$250 to NE Kingdom Learning Services, Inc. Yes 306/No 87. Passed.

Article 27. Appropriate \$700 to Old Stone House Museum. Yes 248/No 147. Passed.

Article 28. Appropriate \$500 to Orleans County Fair. Yes 242/No 147. Passed.

Article 29. Appropriate \$800 to Orleans County Citizens Advocacy. Yes 294/No 101. Passed.

Article 30. Appropriate \$350 to Orleans County Children's Advocacy Center. Yes 293/No 97. Passed.

Article 31. Appropriate \$4,200 to Orleans Essex Visiting Nurse Assoc. Yes 380/No 21. Passed

Article 32. Appropriate \$500 to Pope Memorial Frontier Animal Shelter. Yes 266/No 121. Passed.

Article 33. Appropriate \$600 to Rural Community Transportation (RCT). Yes 349/No 55. Passed.

Article 34. Appropriate \$500 to Salvation Farms. Yes 312/No 89. Passed.

Article 35. Appropriate \$500 to VT Assoc. for the Blind & Visually impaired. Yes 338/No 60. Passed.

Article 36. Appropriate \$140 to VT Center for Independent Living (VCIL). Yes 335/No 60. Passed.

Article 37. Appropriate \$100 to VT Rural Fire Protection Task Force. Yes 309/No 82. Passed.

Article 38. Appropriate \$250 to VT Family Network. Yes 317/No 75. Passed.

Article 39. Appropriate \$1,500 to WonderArts. Yes 256/No 139. Passed.

Article 40. Authorize the Selectboard to spend the 2022 "Good Neighbor Fund" for Town Hall repairs & upkeep. Yes 372/No 30. Passed.

Article 41. Vote to have taxes collected by Town Treasurer. Yes 381/No 13. Passed.

Article 42. Vote to collect taxes July 15, September 15 and November 15. Yes 375/No 25. Passed.

2022 CRAFTSBURY ELECTED POSITIONS

AUDITORS (3 year term):

- Tom Boyle (2023)
- Amanda Cookson (2024)
- Cheryl Bailey (2025)

CEMETERY COMMISSIONERS (5 year term):

- Bob Davis (2023)
- James Jones (2024)
- Bruce Urie (2025)
- Michael Martin (2026)
- Tom Boyle (2027)

COLLECTOR OF DELINQUENT TAXES (1 year term):

- Yvette Brown (2023)

CRAFTSBURY JUSTICES OF THE PEACE

(2 Year term):

Voted in general election 11/22, active starting 2/23

- Yvette Brown (2025)
- Tim Fritz (2025)
- Harry Miller (2025)
- David Rowell (2025)
- Allison Van Akkeren (2025)

CRAFTSBURY PUBLIC LIBRARY TRUSTEE

(4 year term):

- Mitchell Hunt (2025), Resigned

LISTER (3 year term):

- Allison Van Akkeren (2023)
- Harry Miller (2024)
- Jeremiah McCann (2025)

MODERATOR (1 year term):

- Jeannine Young (2023)

SCHOOL BOARD:

- Kasey Allen, Chair (2023)
- Cedrus Hannan (2023)
- Michelle Menard (2024)
- Jared Nunery (2024)
- Anna Schulz (2025)

SELECT BOARD (3 year term):

- James Jones (2023)
- Susan Houston (2024)
- Bruce Urie (2025)

SUPERVISOR LAMOILLE SOLID WASTE DISTRICT

(2 year term):

- Penelope Doherty (2023)

TOWN CLERK & TREASURER (3 year term):

- Michelle Warren (2025)

TRUSTEE OF PUBLIC FUNDS (3 year term):

- Rudy Chase (2023)
- Yvette Brown (2024)
- Michelle Warren (2025)

WWII MEMORIAL TRUSTEES (3 year term):

- Bruce Urie (2023)
- Michael Martin (2024)
- Clyde Simmons Jr. (2025) (Deceased)

2022 CRAFTSBURY APPOINTED POSITIONS

CRAFTSBURY 911 COORDINATORS (1 year term):

- Cheryl Bailey (2023)
- Bruce Urie (2023)

CRAFTSBURY CONSERVATION COMMISSION

(4 year term):

- Liz Keglor (2024)
- Steve Moffatt, Chair (2024)
- Diane Morgan (2024)
- Brian Machesney (2025)
- Elinor Osborn (2025)
- Farley Brown (2026)
- June Cook (2026)
- Colin Netzley (2026)
- Ashley Nunery (2026)
- Susan Houston, liaison

CRAFTSBURY CONSTABLE (1 year term):

- Eric Britton (2023)

CRAFTSBURY DOG WARDEN (1 year term):

- Kelly Carpenter (2023)

CRAFTSBURY ENERGY COMMITTEE (3 year term):

- Mabel Houghton
- Ned Houston
- Lisa Sammet (2023)
- Matt Moody (2023)
- Paula Davidson (2023)
- Kevin Gregoire, Chair (2023)
- Sten Seeman (2024)
- Craig Taylor (2024)
- Catherine Cusack (2024)
- Allen Turnbull (2025)
- Vince O'Connell (2025)
- Jennifer Forbes (2025), *resigned*
- Christina Finkelstein (2025)
- Leo Circost, liaison

CRAFTSBURY FENCE VIEWER (1 year term):

- James Jones (2023)
- Chris Masse (2023)
- Rob Strong (2023)

CRAFTSBURY FIRE WARDEN (1 year term):

- Andrew Marckres (2023)

CRAFTSBURY GREEN UP CHAIR (1 year term):

- Suzanne Griffiths (2023)

CRAFTSBURY HEALTH OFFICER (1 year term):

- Tim Fritz (2023)

CRAFTSBURY INSPECTION OF LUMBER & WOOD

(1 year term):

- James Moffatt (2023)
- Stuart LaPoint, Assistant (2023)

CRAFTSBURY MENTAL HEALTH RESOURCE GROUP

(1 year term):

- Gwen Bueckendorf (2023)
- Norm Hanson (2023)
- Lisa-Anne Loucka (2023)
- Monique Reil (2023)
- Pastor Kim Larose, Co-Chair (2023)
- Sharon Moffatt (2023)
- Michelle Warren, Co-Chair (2023)
- Susan Houston, Liaison

CRAFTSBURY MUNICIPAL FOREST COMMITTEE

(3 year term):

- Stuart LaPoint (2023)
- Robert Linck (2023)
- Barbara Alexander (2024)
- Ann Ingerson (2024)
- Logan Jones (2024)
- Chris Sanville (2024)
- Ben Alexander (2025)
- James Jones (2025)
- Jane Solomon (2025)
- James Moffatt, Chair (2025)
- Rob Libby, liaison

APPOINTED POSITIONS CONTINUED

CRAFTSBURY NEIGHBOR TO NEIGHBOR

(3 year term):

- Kris Coville, Chair (2023)
- Tim Fritz (2023)
- Penelope Doherty (2024)
- Kit Basom (2024)
- Pastor Kim Larose (2025)
- Leslie Taylor (2025)
- Jeremiah McCann (2025)
- Susan Houston, Liaison

CRAFTSBURY NVDA REPRESENTATIVE

(1 year term):

- Farley Brown (2023)
- Rudy Chase (2023)

CRAFTSBURY RECREATION COMMITTEE

(1 year term):

- Nat Bacon (2023)
- Angel Baraw (2023)
- Nathalie Jonas (2023)
- Fay Wright (2023)
- Jodi Smith, Co-Chair (2023)
- Kris Coville, Co-Chair (2023)

CRAFTSBURY SELECT BOARD CLERK

(1 year term):

- Victoria Hudson (2023)

CRAFTSBURY TOWN GRAND JUROR

(1 year term):

- Carol Maroni (2023)

VT Emergency Management (1 year):

- Bruce Urie (2023)
- Rebecca Tatel (2023)

CRAFTSBURY TOWN PLANNING COMMISSION

(3 year term):

- Ross Davis (2023)
- Emily Maclure (2023)
- Linda Ramsdell (2023)
- David Rowell (2023)
- Farley Brown, Chair (2024)
- Rudy Chase, Vice Chair (2024)
- Gordon Waterhouse, Floodplain Admin. (2024)
- Annie Rowell (2025)
- Lucas Schulz (2025)

CRAFTSBURY TOWN SERVICE OFFICER

(1 year term):

- Yvette Brown (2023)

CRAFTSBURY TREE WARDEN (1 year term):

- James Moffatt (2023)
- Stuart LaPoint, Assistant (2023)

CRAFTSBURY WAR MEMORIAL COMMITTEE

(1 year term):

- Eric Britton (2023)
- Ross Davis (2023)
- Michael Morrison (2023)
- Clyde Simmons, Jr. (2023) (Deceased)
- John Zaber (2023)

CRAFTSBURY WEBSITE COMMITTEE (3 year term):

- Donald Houghton (2023)
- Michelle Warren, Chair (2023)
- June Cook (2023)
- Yvette Brown (2024)

NEK CUD (1 year term):

- Rudy Chase (2023)
- Katherine Sims (2023) *alternate*
- Brian Machesney (2023) *alternate*

Town of Craftsbury Select Board Report 2022

The year 2022 was a rather calm year for the select board, many decisions to be made but no real barn-burner, stressful items to come before us. We started the year with a big change when Michelle Warren became our new town clerk. She had large shoes to step into after Effie had been in the position for 34 years. Michelle has been an exceptional learner and has come into the job in a wonderful manner. She has approached each problem with enthusiasm and proved to be a quick learner as new situations appear. While Michelle's move to the town office left us looking for a new clerk for the board, we were extremely lucky to have been able to hire Victoria Hudson who has proven to be a quick study of our quirky meetings. All meeting minutes are available on the town website and are very well written.

We had a chance to use some FEMA funds from the October 2019 flood to purchase and pay for a new loader. A new Volvo loader was ordered and delivered in the spring and has been an asset to the road crew. We were able to get a significant trade on our John Deere loader as well as balance out some of our major asset purchases.

A committee was appointed to help decide on how we would spend the \$350,000 we received in ARPA (COVID) dollars. They spent a considerable amount of time soliciting applications for the dollars available and then doing review and recommendations for the select board as to how the dollars would be spent. The total amount requested was more than our allocation but we feel like the projects selected best represent the broadest town population. It is not often that there is a \$350,000 pot of non-tax payer money to spend on town organizations.

Three organizations in town have applied for community block grants this year. The Craftsbury Community Care Center applied for a \$500,000 grant to renovate the HVAC system at the care center. Covid brought out the fact that the air system in the facility was not up to the task but the supply chain issues with availability and cost also pushed their cost much higher than the grant amount.

The Saplings child care facility was granted a \$60,000 grant to help them find a permanent home. The town planning commission has a \$20,000 grant to produce a Village master plan for Craftsbury Village. These are ongoing projects.

A dedicated group of citizens worked to develop and update the Local Hazard Mitigation Plan. The plan was adopted by the select board in October and can be viewed on the town website.

Select Board Continued

As new land record recordings involve more pages, our safe, fire-proof space had reached a critical point. We were able to secure a large fire-proof safe from an online auction and with the help of the road crew and Josh Day we were able to transport and install the safe with a considerable savings to the town.

We held our bulky day again in late June and were able to move several tons of large bulky waste as well as over 200 tires. Our hope is to hold another bulky day in 2023.

Our road crew tried out a new 4-day work week this summer and were able to work 10 hour days, Monday thru Thursday. They accomplished many things over the course of the summer. Our sand was put up by early June and the company that screens the sand and crushes the gravel followed the sand screening with gravel crushing. The only problem for the town was a substantial increase in the cost of both screening and crushing resulting in around a \$20,000-plus over budget item. The cost of fuel is always a challenge to budget and that proved to be over budget this year as well. The year 2023 brought the news that salt was going up \$20 per ton and with 700 tons of salt used, that will be reflected in this year's budget.

We were able to secure grants of approximately \$35,000 to do ditching, culvert replacement and resurfacing of parts of South Albany Road as well as part of Hatch Brook Road. These types of work help with drainage and lessen the chances of mud season happening on those sections of road. We hired our regular person to mow road sides this year and did rent a larger machine to cut back the brush that damages cars and trucks.

We continue to weatherize and maintain the town hall and town garage buildings and plan to have the town hall and possibly one of the town garage buildings painted this year. Grant funds may become available for foam insulation in the basement of the town office.

As always we could not do the work we do without the many volunteers that work on the town committees and the many individuals that just do things because they need to be done. We are so fortunate to have exceptional employees and elected officials that make the town run so smoothly. Please take time to say "thank you" if you have a chance.

As of the close of 2022, These ARPA funds have been distributed:

<i>Craftsbury Public Library</i>	<i>\$10,000.00</i>
<i>Historical Society</i>	<i>\$ 5,000.00</i>
<i>Craftsbury Care Center</i>	<i>\$23,000.00</i>
<i>Fire Department</i>	<i>\$ 8,779.79</i>
<i>Sterling College</i>	<i>\$10,000.00</i>
<i>Saplings</i>	<i>\$20,000.00</i>
<i>For Legal Fees</i>	<i><u>\$ 1,964.00</u></i>
	<i>\$78,743.79</i>

Thank you from the board and best wishes for a peaceful and healthy year.

Jim, Bruce and Susan

Craftsbury Select Board Budget

Road Department Expenses	Actual 2022	Budget 2022	Proposed 2023
Salaries	\$ 150,436.75	\$ 158,716.00	\$ 168,700.00
Retirement/ Life Ins	\$ 9,917.98	\$ 11,275.00	\$ 11,500.00
Social Security /Medicare	\$ 11,896.06	\$ 12,142.00	\$ 12,950.00
Worker's Comp. Insurance	\$ 8,318.96	\$ 9,500.00	\$ 9,900.00
Health Insurance	\$ 48,910.32	\$ 54,785.00	\$ 45,000.00
Uniforms	\$ 8,318.80	\$ 10,000.00	\$ 10,000.00
Salt	\$ 47,439.48	\$ 62,000.00	\$ 72,000.00
Chloride	\$ 35,144.96	\$ 32,000.00	\$ 40,500.00
Fuel	\$ 54,509.96	\$ 45,000.00	\$ 50,000.00
Repairs & Maintenance	\$ 64,500.48	\$ 65,000.00	\$ 65,000.00
Blacktop	\$ 1,366.20	\$ 60,000.00	\$ 120,000.00
Guardrails	\$ 0.00	\$ 6,000.00	\$ 6,000.00
Equipment Insurance	\$ 15,846.14	\$ 18,500.00	\$ 20,000.00
Town Garage Utilities	\$ 10,934.23	\$ 12,000.00	\$ 11,000.00
Bridges	\$ 2,134.62	\$ 7,500.00	\$ 7,500.00
Ditch Stone	\$ 6,356.17	\$ 4,000.00	\$ 4,000.00
Sand	\$ 43,200.00	\$ 33,000.00	\$ 43,500.00
Gravel	\$ 59,700.00	\$ 47,000.00	\$ 66,500.00
Contract Serv. & Equip. Rental	\$ 6,265.00	\$ 12,000.00	\$ 12,000.00
Culverts	\$ 6,389.88	\$ 6,000.00	\$ 6,000.00
Garage fire prevention	\$ 710.00	\$ 1,000.00	\$ 1,000.00
Mileage	\$ 318.24	\$ 500.00	\$ 750.00
Building Maintenance	\$ 149.85	\$ 4,000.00	\$ 5,000.00
911 Expense	\$ 0.0	\$ 500.00	\$ 0.00
Roadside Mowing	\$ 10,250.00	\$ 10,000.00	\$ 10,000.00
Signs & Posts	\$ 1,955.84	\$ 2,000.00	\$ 2,500.00
Class IV Roads	\$ 2,040.00	\$ 2,000.00	\$ 2,000.00
State of Vermont Permits	\$ 2,197.00	\$ 1,800.00	\$ 2,000.00
Bulky Day	\$ 2,541.20	\$ 2,500.00	\$ 2,800.00
Road Misc.	\$ 270.00	\$ 0.00	\$ 500.00
Total Road Dept. Expenses	\$ 612,018.12	\$ 690,718.00	\$ 808,600.00

Craftsbury Select Board Budget

Town Office Expenses	Actual 2022	Budget 2022	Proposed 2023
Clerk & Treasurer	\$ 38,400.00	\$ 38,400.00	\$ 41,600.00
Retirement/Life Ins.	\$ 1,991.29	\$ 2,500.00	\$ 3,000.00
Assistant Clerk	\$ 8,623.41	\$ 20,000.00	\$ 12,500.00
Select Board Clerk	\$ 900.00	\$ 1,000.00	\$ 1,200.00
Auditors	\$ 1,647.50	\$ 4,500.00	\$ 4,500.00
Listers	\$ 5,991.25	\$ 7,500.00	\$ 7,500.00
Select Board	\$ 3,000.00	\$ 3,000.00	\$ 3,000.00
Ballot Clerks	\$ 1,059.50	\$ 1,500.00	\$ 500.00
Health Insurance	\$ 24,681.36	\$ 20,500.00	\$ 25,200.00
Social Security/Medicare	\$ 4,297.74	\$ 6,000.00	\$ 5,200.00
Parcel Map Update	\$ 1,300.00	\$ 600.00	\$ 600.00
Mileage	\$ 825.43	\$ 500.00	\$ 800.00
Office Supplies	\$ 14,183.52	\$ 14,000.00	\$ 15,000.00
Utilities (Hall & Office)	\$ 8,449.92	\$ 10,000.00	\$ 8,500.00
Worker's Comp.	\$ 317.00	\$ 317.00	\$ 400.00
Assessments	\$ 24,222.92	\$ 25,000.00	\$ 25,000.00
Interest (Line of Credit)	\$ 3,000.00	\$ 3,000.00	\$ 3,000.00
Office Misc.	\$ 417.63	\$ 2,000.00	\$ 0.00
New Equipment	\$ 4,961.29	\$ 6,000.00	\$ 1,500.00
Legal Services	\$ 0.00	\$ 1,000.00	\$ 2,500.00
Town Committees	\$ 477.62	\$ 2,000.00	\$ 2,000.00
Building Maintenance	\$ 2,660.74	\$ 1,500.00	\$ 2,500.00
Fire Protection	\$ 920.00	\$ 500.00	\$ 1,000.00
Street Lights	\$ 1,610.16	\$ 1,900.00	\$ 1,650.00
Beach	\$ 1,371.96	\$ 1,200.00	\$ 1,500.00
Total Town Office	\$ 155,310.24	\$ 174,417.00	\$ 170,150.00
Total Road Dept.	\$ 612,018.12	\$ 690,718.00	\$ 808,600.00
Total Town Office & Road	\$ 767,328.36	\$ 865,135.00	\$ 978,750.00

Craftsbury Town Expenses

Expenses Paid — Not in Budget	Actual 2022
Fire Department Expenses (see breakdown pg. 32)	\$ 46,554.12
Fire Dept Grants	\$ 8,779.79
Fire Truck (Article 4)	\$ 177,378.94
CCCC Appropriation (Article 13 voted)	\$ 12,000.00
Library Voted (Article 14 voted)	\$ 45,000.00
Town Appropriations (Article 5 - 10 voted)	\$ 14,050.00
Appropriations (Articles 11, 12, 16-39 voted)	\$ 44,335.00
Craftsbury Saplings (Article 15 voted)	\$ 6,000.00
Block Party	\$ 1,500.00
Everybody Eats	\$ 18,420.00
Neighbor to Neighbor	\$ 5,362.50
Little League transfer to Baseball account (see page 25)	\$ 218.19
Yvette Brown (Tax Collector Fees)	\$ 7,206.15
Loan Repayments (see indebtedness Pg 22)	\$ 107,522.67
LOC Loan	\$ 150,000.00
Loan Interest	\$ 2,084.74
Planning Commission	\$ 17,070.00
Dog Expenses (Pg 35)	\$ 1,270.00
Marriage License	\$ 700.00
VT Community Grant (Energy Committee)	\$ 5,660.00
Better Back Roads Grant, Grant-in-aid (\$20,412.04 , \$15,255.62)	\$ 35,667.66
Milfoil Grant	\$ 5,812.00
Broadband and Fiber Optics	\$ 3,229.13
Transfers back to Reappraisal, Good Neighbor (\$6,706.50, \$25,242.55)	\$ 31,949.05
Transfer to Infrastructure & Equipment Account	\$ 9,482.55
Transfer to ARPA Account	\$ 175,851.38
Transfers to Mental Health & N2N (\$1,837.66, \$6,727.16)	\$ 8,564.82
VOREC Grant Expenses	\$ 8,500.00
Subtotal	\$ <u>950,168.69</u>
Total Expenditures	\$ 1,717,497.05

Income	Budget 2022	Proposed 2023
Balance Carried Forward	\$ 86,199.00	\$ 144,920.00
State Aid (Highway)	\$ 145,000.00	\$ 150,000.00
Miscellaneous	\$ 15,000.00	\$ 15,000.00
Current Use	\$ 90,000.00	\$ 96,000.00
Town Tax	\$ 528,936.00	\$ 572,830.00
Income Totals	\$ 865,135.00	\$ 978,750.00

STATEMENT OF RECEIPTS & DISBURSEMENTS
--

Beginning Cash Balance January 1, 2022	\$ 86,199.84
Fire Department (carry over)	\$ 29,723.09
N2N & Everybody Eats (carry over)	\$ 8,129.66
Bank Interest	\$ 265.58
General Taxes	\$ 765,097.37
Road Grant	\$ 32,040.00
Better Back Road Grant	\$ 20,000.00
LOC	\$ 150,000.00
FD Truck Loan	\$ 177,378.94
FEMA	\$ 9,482.55
ARPA	\$ 175,851.38
Fire Department Taxes	\$ 59,300.00
Fire Department Misc. Income	\$ 8,779.79
Delinquent Taxes	\$ 93,703.99
Interest on Taxes	\$ 7,770.46
Tax Collector's Fee	\$ 7,206.15
State of Vermont - Highway	\$ 155,205.82
Reappraisal	\$ 6,706.50
Dog Fees	\$ 2,583.50
Beverage License Fees	\$ 440.00
Copy/Vault Fees	\$ 2,760.10
Recording Fees	\$ 13,990.13
Weight Permit Fees / Flood Permit Fees	\$ 415.00
Neighbor to Neighbor/ Everyone Eats Grant	\$ 28,520.00
Craftsbury Mental Health Fund	\$ 1,837.66
Planning Grant	\$ 18,400.00
School Reimbursements Town Report	\$ 836.40
Energy Committee Donations (\$100.00) & Grant (\$2,500.00)	\$ 2,600.00
Milfoil	\$ 6,312.00
VOREC Grant	\$ 8,500.00
Misc. Income	\$ 405.36
Marriage License Fees	\$ 647.00
Broadband/ Fiber Network Reimbursement	\$ 4,524.84
Good Neighbor	\$ 26,742.55
TOTAL RECEIPTS	\$ 1,788,303.07
Total Funds Available	\$ 1,912,355.66
Less Select Board Expenses	\$ 1,717,497.05
Less Fire Department carryover	\$ - 42,468.97
Less Everybody Eats (1,412.50) & Planning Commission (1,330.00)	\$ - 2,742.50
Less N2N Carryover (Young Leader 4,382.50 & Grow Grants 345.00)	\$ - 4,727.50
Cash Balance as of Dec 31, 2022	\$ 144,919.64

TOWN SALARIES, ASSESSMENTS

Michelle Warren	\$ 37,640.00
Yvette Brown, Town Clerk & Treasurer	\$ 760.00
Yvette Brown, Delinquent Tax Collector	\$ 7,206.15
Cheryl Bailey, 911 Coordinator	\$ 97.50
Elizabeth Urie, Assistant Clerk	\$ 8,291.26
Michelle Warren, Assistant Clerk	\$ 234.65
Barbara Paterson, Lister	\$ 720.00
Jeremiah McCann, Lister	\$ 3,525.00
James Whitby, Lister	\$ 360.00
Harry Miller, Lister	\$ 360.00
Allison VanAkkeren, Lister	\$ 1,026.25
Tom Boyle, Auditor	\$ 318.25
Cheryl Bailey, Auditor	\$ 1,238.25
Amanda Cookson, Auditor	\$ 91.00
Steven Marckres, Road Department	\$ 57,393.59
Kent Young, Road Department	\$ 48,641.49
Steven Perkins, Road Department	\$ 44,401.67
Victoria Hudson, Select Board Clerk	\$ 900.00
Susan Houston, Select Board	\$ 1,000.00
Bruce Urie, Select Board	\$ 1,000.00
James Jones, Select Board	\$ 1,000.00
Total Salaries	\$ 216,205.06
ASSESSMENTS:	
County Clerk, County Tax	\$ 21,041.92
VT League of Cities & Towns	\$ 2,761.00
VLCT Insurance	\$ 420.00
Total Assessments:	\$ 24,222.92

TOWN OF CRAFTSBURY

Balance Sheet As of December 31, 2022

ASSETS	
Checking Account (Town & Fire Department)	\$ 194,858.61
Conservation Commission	\$ 23,205.63
Appraisal Account CD	\$ 17,348.99
Appraisal Account	\$ 49,882.22
Curtain Account	\$ 8,280.85
Hatch-Webster-Logging Account	\$ 2,125.24
Logging CD	\$ 17,114.77
Solid Waste Management	\$ 3,039.28
Trustee of Public Funds	\$ 4,633.78
Good Neighbor Fund	\$ 40,611.56
Antiques & Uniques	\$ 5,129.21
Mental Health Acct	\$ 14,251.44
ARPA Acct	\$ 262,895.49
Infrastructure & Equipment	\$ 58,321.17
Craftsbury Recreation	\$ 5,211.14
Craftsbury Recreation CD	\$ 1,451.06
Craftsbury Booster Club	\$ 4,014.56
Cemetery Projects	\$ 105.00
Craftsbury Baseball	\$ 4,517.58
Craftsbury N2N	\$ 6,687.35
Subtotal of Bank Accounts	\$ 723,684.93
Community Bond	\$ 50.00
Dustan-Preservation Account (Value as of Dec 31, 2022)	\$ 457,383.15
World War II Memorial Fund	\$ 22,130.81
Accounts Receivable	
Delinquent Taxes Receivable	\$ 194,118.84
TOTAL ASSETS	\$ 1,397,367.73
LIABILITIES	
Current Liabilities	
Craftsbury School Delinquent Taxes	\$ 0.00
Long Term Liabilities	
2009 Refurbished Fire Truck	\$ 127,378.94
2021 Town Truck	\$ 63,960.46
TOTAL LIABILITIES	\$ 191,339.40
Equity	
Net Assets	\$ 1,206,028.33
TOTAL LIABILITIES & NET ASSETS	\$ 1,397,367.73

STATEMENT OF TOWN INDEBTEDNESS							
Notes Payable	Ma-turity Date	Balance Jan 1, 2022	Borrowed	Interest Rate	Interest Paid 2022	Principal Paid 2022	Balance Dec 31, 2022
2009 Fire-Truck	2026		\$ 177,379.94	2.5%	\$ 000.00	\$ 50,000.00	\$ 127,378.94
2019 Truck	2022	\$ 26,249.60		2.5%	\$ 656.24	\$ 26,249.60	\$ 0.00
2021 Truck	2024	\$ 95,233.53		1.5%	\$ 1,428.50	\$ 31,273.07	\$ 63,960.46
LOC	2022	\$ 0.00	\$ 150,000.00	2.0%	\$ 3,000.00	\$ 150,000.00	\$ 0.00
Totals		\$ 121,483.13	\$ 327,378.94		\$ 5,084.74	\$ 257,522.67	\$ 191,339.40

STATEMENT OF DELINQUENT TAXES					
Tax Year	Balance 01/01/2022	Abated	To Collector	Collected 2022	Balance 12/31/2022
2019	\$ 42,909.64			\$ 13,195.73	\$ 29,713.91
2020	\$ 56,903.20			\$ 5,835.15	\$ 51,068.05
2021	\$ 94,500.57			\$ 60,198.08	\$ 34,302.49
2022			\$ 93,509.42	\$ 14,475.03	\$ 79,034.39
Totals	\$ 194,313.41		\$ 93,509.42	\$ 93,703.99	\$ 194,118.84

CRAFTSBURY TOWN ASSETS			
	Acquired	Replacement Date	Original Cost
Heavy Trailer	2007	-	\$ 4,000.00
2012 Grader	2012	2022	\$ 200,000.00
Culvert Thawer	2013	-	\$ 7,300.00
Solar Tracker	2014	-	\$ 30,000.00
2006 Chevy Silverado 2500	2016	2024	\$ 12,043.00
2017 International 7600 Dump Truck	2016	2026	\$ 142,335.79
Fiber Broadband	2018		\$ 324,092.00
2019 International 7600 w/body & plow	2018	2028	\$ 178,371.00
2021 International Dump Truck	2020	2030	\$ 156,400.00
2022 Volvo Loader	2022	2032	\$ 186,650.00

ADDITIONAL TOWN ACCOUNTS

REAPPRAISAL INVESTMENT	
Balance 1/1/2022	\$ 43,152.33
Plus: Interest	\$ 23.39
Transfer to Reappraisal	<u>\$ 6,706.50</u>
Balance 12/31/2022	\$ 49,882.22
REAPPRAISAL CD ACCOUNT	
Balance 1/1/2022	\$ 17,305.68
Plus: Interest	<u>\$ 43.31</u>
Balance 12/31/2022	\$ 17,348.99
SOLID WASTE MANAGEMENT	
Balance 1/1/2022	\$ 3,038.04
Plus: Interest	<u>\$ 1.24</u>
Balance 12/31/2022	\$ 3,039.28
TOWN LOGGING ACCOUNT	
Balance 1/1/2022	\$ 2,124.26
Plus: Interest	<u>\$.98</u>
Balance 12/31/2022	\$ 2,125.24
TOWN LOGGING CD ACCOUNT	
Balance 1/1/2022	\$ 17,072.03
Plus: Interest	<u>\$ 42.74</u>
Balance 12/31/2022	\$ 17,114.77
CONSERVATION COMMISSION FUND	
Balance 1/1/2022	\$ 16,201.89
Plus: Interest	\$ 3.74
Income from Good Neighbor (article 7)	<u>\$ 7,000.00</u>
Balance 12/31/2022	\$ 23,205.63
AUGUSTA DUSTAN PRESERVATION FUND	
Money Market Balance 1/1/2022	\$ 472,314.12
Loans Borrowed \$327,378.94 Withdrawn for Safe \$829.15	\$ -328,208.09
Payments on Loans	\$ 257,522.67
Interest paid on loans \$5084.74/ Interest & dividends/	\$ 11,739.24
Bond Matured	\$ 175,000.00
Reinvested/Fees	<u>\$ -351,384.97</u>
Money Market Balance 12/31/2022	\$ 236,982.97
Bonds	\$ 12,072.96
Mutual Funds	\$ 33,341.22
CD	<u>\$ 174,986.00</u>
Total Portfolio 12/31/2022	\$ 457,383.15

Town Accounts Continued

STAGE CURTAIN ACCOUNT	
Balance 1/1/2022	\$ 8,260.17
Plus: Interest	\$ <u>20.68</u>
Balance 12/31/2022	\$ 8,280.85
CRAFTSBURY WORLD WAR II MEMORIAL FUND	
Balance 1/01/2022	\$ 24,986.18
Dividends/Gains/(Losses)	\$ -2,680.37
Withdrawn	\$ <u>-175.00</u>
Ending Balance 12/31/2022	\$ 22,130.81
ANTIQUES AND UNIQUES	
Balance 1/1/2022	\$ 5,183.13
Plus: Interest	\$ 0.52
Less: Expenses	\$ -54.44
Ending Balance 12/31/2022	\$ 5,129.21
REPORT OF TRUSTEES OF PUBLIC FUNDS	
Cemetery Trust Funds (Principal as of 1/1/2022)	\$ 840.00
Interest earned prior to 2022	\$ 3,782.21
Interest Earned in 2022	\$ <u>11.57</u>
Ending Balance 12/31/2022	\$ 4,633.78
GOOD NEIGHBOR FUND Balance 1/1/2022	
Deposit (26,742.55 less \$1,500 block party)	\$ 25,262.55
Plus: Interest	\$ 5.28
Less: Bank Charges	\$ <u>-10.00</u>
Ending Balance 12/31/2022	\$ 40,611.56
Everybody Eats 1/1/2022	
	\$ 1,412.50
Income (Grant)	\$ 18,420.00
Expenses	\$ <u>-18,420.00</u>
Balance 12/31/2022	\$ 1,412.50
Neighbor to Neighbor 1/1/2022	
	\$ 6,717.16
Income	\$ 1,000.00
Interest	\$.24
Expenses	\$ <u>-1,030.05</u>
Balance on 12/31/2022	\$ 6,687.35

Additional Accounts Continued

Craftsbury Recreation Committee—Time Link CD

Balance 1/1/2022	\$ 1,447.44
Interest Earned	\$ <u>3.62</u>
Current Balance 12/31/2022	\$ 1,451.06

Craftsbury Recreation Committee—MMA

Balance 1/1/2022	\$ 5,641.37
Interest Earned	\$ 2.46
Town Appropriations	\$ <u>1,500.00</u>
Total Income	\$ 7,143.83
Expenses	\$ - 1,932.69
Current Balance 12/31/2022	\$ 5,211.14

Infrastructure/Equipment

Balance 1/20/2022	\$ 160,480.23
Deposit	\$ 9,482.55
Interest	\$ 8.39
Withdrawal (Volvo Loader Purchase)	\$ - 111,650.00
Current Balance 12/31/2022	\$ 58,321.17

ARPA Funds

Balance 1/20/2022	\$ 165,768.50
Deposit	\$ 175,851.38
Interest	\$ 19.40
Withdrawal (see page 15)	\$ - 78,743.79
Current Balance 12/31/2022	\$ 262,895.49

Baseball / Little League

Balance 2/28/2022	\$ 4,658.07
Deposit	\$ 10,769.27
Interest	\$ 0.56
Withdrawal	\$ - 10,910.32
Current Balance 12/30/2022	\$ 4,517.58

Booster Club

Balance 1/20/2022	\$ 0.00
Deposit	\$ 4,447.50
Interest	\$.03
Withdrawal	\$ - 432.97
Current Balance 12/31/2022	\$ 4,014.56

	MUNICIPAL	HOMESTEAD	NONHOMESTEAD

TAXABLE PARCELS	765		
ACRES	23,556.18		
LAND	58,027,800		
BUILDING	100,866,800		
REAL	158,894,600	78,991,100	79,903,500
Add			
(+) NON-APPROVED CONTRACTS		0	39,200
(+) NON-APPROVED FARM CONTRACTS		0	0
(+) INVENTORY	0		
(+) EQUIPMENT	0		0
Subtract			
(-) VETERAN	240,000	200,000	40,000
(-) FARM STAB	0	0	0
(-) CURRENT USE	17,610,271	4,485,068	13,125,203
(-) CONTRACTS	39,200	0	39,200
(-) SPECIAL EXEMP.		0	269,300

GRAND LIST	1,410,051.29	743,060.32	664,689.97
HOMESTEAD	105,736,800		
HOUSESITE	89,605,200		
LEASE	0.00		
NON-TAX COUNT	28		
NON-TAX VAL.	2,195,200		
LATE HOMESTEAD PENALTY:			2,587.08

RATE NAME	TAX RATE	X GRAND LIST	= TOTAL RAISED

NONHOMESTEAD ED.	1.5453	664,297.97	1,026,539.56
HOMESTEAD ED.	1.5903	743,060.32	1,181,688.85
LOCAL	0.0022	1,410,051.29	3,102.18
APPROPS. \$64,385	0.0457	1,410,051.29	64,439.44
LIBRARY \$45,000	0.0319	1,410,051.29	44,980.76
CCCC \$12,000	0.0085	1,410,051.29	11,985.64
FIRE DEPT \$59,300	0.0421	1,410,051.29	59,363.29
LOANS \$102,657	0.0729	1,410,051.29	102,792.79
MUNICIPAL \$528,936	0.3789	1,410,051.29	534,267.84
TOTAL TAX			3,031,747.43
TOTAL STATE PAYMENTS			405,098.24
MUNICIPAL PAYMENTS			11,390.00
EDUCATION PAYMENTS			393,708.24

01/03/2023
03:36 pm

Craftsbury 2022 Billed Grand List
Form 411 - (Town code: 168)
Main District

(Taxable properties only - State and Non-tax status properties are not listed below)

REAL ESTATE Category/Code	Parcel Count	Municipal Listed Value	Homestead Ed Listed Value	Nonhmstd Ed. Listed Value	Total Education Listed Value
Residential I R1	200	35,353,600	23,926,800	11,426,800	35,353,600
Residential II R2	236	59,679,100	40,909,000	18,770,100	59,679,100
Mobile Homes-U MHU	11	414,400	251,900	162,500	414,400
Mobile Homes-L MHL	33	3,176,800	2,398,200	778,600	3,176,800
Seasonal I S1	54	8,909,900	1,245,100	7,664,800	8,909,900
Seasonal II S2	53	11,783,300	1,461,500	10,321,800	11,783,300
Commercial C	14	9,038,700	0	9,038,700	9,038,700
Commercial Apts CA	0	0	0	0	0
Industrial I	1	272,300	272,300	0	272,300
Utilities-E UE	6	3,478,200	0	3,478,200	3,478,200
Utilities-O UO	0	0	0	0	0
Farm F	25	11,527,400	5,442,100	6,085,300	11,527,400
Other O	0	0	0	0	0
Woodland W	26	3,143,900	192,700	2,951,200	3,143,900
Miscellaneous M	103	12,117,000	2,891,500	9,225,500	12,117,000
TOTAL LISTED REAL	762	158,894,600	78,991,100	79,903,500	158,894,600
P.P. Cable	0	0		0	0
P.P. Equipment	0	0			
P.P. Inventory	0	0			
TOTAL LISTED P.P.	0	0		0	0
TOTAL LISTED VALUE		158,894,600	78,991,100	79,903,500	158,894,600
EXEMPTIONS					
Veterans 10K	6/6	60,000	50,000	10,000	60,000
Veterans >10K		180,000			
Total Veterans		240,000	50,000	10,000	60,000
P.P. Contracts	0	0			
Contract Apprv VEPC	0/0	0	0	0	0
Grandfathered	0/0	0	0	0	0
Non-Apprv (voted)	1/1	39,200			
Owner Pays Ed Tax	0/0	0			
Total Contracts	1/1	39,200	0	0	0
FarmStab Apprv VEPC	0/0	0	0	0	0
Farm Grandfathered	0/0	0	0	0	0
Non-Apprv (voted)	0/0	0			
Owner Pays Ed Tax	0/0	0			
Total FarmStabContr	0/0	0	0	0	0
Current Use	147/147	17,610,271	4,485,068	13,125,203	17,610,271
Special Exemptions	4		0	269,300	269,300
Partial Statutory	0/0	0	0	0	0
Sub-total Exemptions		17,889,471	4,535,068	13,404,503	17,939,571
Total Exemptions		17,889,471	4,535,068	13,404,503	17,939,571
TOTAL MUNICIPAL GRAND LIST		1,410,051.29			
TOTAL EDUCATION GRAND LIST			744,560.32	664,989.97	1,409,550.29
NON-TAX	28	NON-TAX PARCELS ARE NOT INCLUDED ON THE 411			

Vermont Department of Taxes

**NOTICE of EDUCATION TAX RATES
for FISCAL YEAR 2022**

CRAFTSBURY

Prepared: **July 1, 2021**

HOMESTEAD TAX RATE

Homestead Tax Rate to be Assessed: 1.6864

Your Homestead Tax Rate is calculated from your city/town voter-approved per pupil spending and its common level of appraisal (CLA). For more detailed information on how tax rates are determined, please see:

<https://tax.vermont.gov/property/education-property-tax-rates>

NONHOMESTEAD TAX RATE

Nonhomestead Tax Rate to be Assessed: 1.6544

Nonhomestead property, previously called "non-residential," is any property which is not homestead property. Your city/town nonhomestead rate is the statewide rate divided by your city/town's CLA.

By law, the legislative body in each municipality shall bill each property taxpayer at the homestead or nonhomestead rate as determined by the Commissioner for their municipality.
32 VSA Sec. 5402(b)(1)

If you have questions about your education tax rates, please call the Vermont Department of Taxes at (802) 828-5860.

ORIGINAL: Chair Selectboard / City Council
COPY: Town / City Treasurer

FY2023 Education Funding Cash Flow for Municipality, Phase I
Based on PRELIMINARY Education Grand Lists sent to PV&R as of 09-Sep-22

District: **Craftsbury**
s.u.: **Orleans Southwest SU**

LEA ID: **T055**
County: **Orleans**

FY2023 Education Spending Summary

Local

1. Total Education Grant Owed to the School Districts	line 19, Page 2	3,338,378	-	-	1.
4. Percent of equalized pupils at school district(s) from Craftsbury		100%	0.00%	0.00%	4.
5. Education spending Craftsbury is responsible for	line 1 x line 2	-	-	-	5.

	Reference	Municipal Treasury	School District Treasury	State Treasury	
6. Homestead Education Grand List	730,887.32				6.
7. Homestead tax rate (base rate is \$1.00, adjusted by district spending per pupil and CLA)	1,5903				7.
8. Homestead education property tax liability	Homestead EGL x Homestead tax rate 1,162,330.00				8.
9. Total tax credit for tax bills	32 V.S.A. § 8066(a) 383,486.88				9.
10. Municipal portion of tax credit	11,076.00				10.
11. Education portion of homestead tax credit	372,410.88				11.
12. Subtotal	line 8 - line 11 789,919.12				12.
14. Late Fee Retained	15.00				14.
15. Amount raised on homestead properties	line 12 - line 14 789,904.12				15.
16. 0.225 of 1.0% of homestead liability retained by municipality	32 V.S.A. § 5403(c) 1,777.32				16.
17. Net homestead education taxes available for school districts & Education Fund	788,126.80				17.
18. Local amount of homestead tax liability for education spending plus categorical grants	100.00%		788,126.80		18.
19.					19.
20.					20.
21. Homestead education tax liability to the State Treasury				-	21.
22. Subtotals	789,904.12	1,777.32	788,126.80	-	22.
23. Non-Residential Education Tax					23.
24. Non-Residential education grand list	677,414.97				24.
25. Non-Residential tax rate (base rate is \$1.466, adjusted by the CLA)	1,5453				25.
26. Non-residential education liability	Non-residential EGL x non-residential tax rate 1,046,809.00				26.
27. Amount Raised on Non-Residential properties	1,046,809.00				27.
28. 0.225 of 1.0% of non-residential liability retained by municipality	32 V.S.A. § 5403(c) 2,355.00				28.
29. Net non-residential education taxes available for school districts & Education Fund	line 27 - line 28 1,044,454.00				29.
30. Local amount of non-residential tax liability for education spending plus categorical grants	100.00%		1,044,454.00		30.
31.					31.
32.					32.
33. Non-residential education liability to the State Treasury				-	33.
34. Subtotals	1,046,809.00	2,355.00	1,044,454.00	-	34.
35. Totals	line 22 + line 34 1,836,713.12	4,132.32	1,832,580.80	-	35.

FY2023 Municipality Payment Schedule TO the State Treasury
(Homestead payments are based on line 22, non-residential payments on line 34)

	September 10, 2022	December 1, 2022	December 10, 2022	April 30, 2023	June 1, 2023
Homestead taxes		0.00			0.00
Non-residential taxes		0.00			0.00

A. Payments to the School District by the Town Treasurer		16 V.S.A. §§ 426(a)(b); 32 V.S.A. § 6066a(a)		School District Subtotals	
36. Homestead taxes to the local school district	line 14	788,126.80			36.
37. Non-residential taxes to the local school district	line 26	1,044,454.00			37.
				1,832,580.80	
38.	line 15	-			38.
39.	line 27	-			39.
40.	line 16	-			40.
41.	line 28	-			41.
42. Act 144 local construction property tax sent to the school district by Craftsbury		-			42.
43. Total education tax dollars sent to the school district by Craftsbury	Total	1,832,580.80			43.

If you have any questions about these data, please contact Julie Robinson at Julie.Robinson@vermont.gov
If she cannot be reached, contact Brad James at Brad.James@vermont.gov

FY2023 Education Funding Cash Flow for School District, Phase I
Based on PRELIMINARY Education Grand Lists sent to PV&R as of 09-Sep-22

District: **Craftsbury**
s.u.: **Orleans Southwest SU**

LEA ID: **T055**
County: **Orleans**

			Rev Codes	
Summary Data				
1. Budgeted expenditures as reported by School District	4,109,542			1.
2. Capital costs excluded from local education spending	-			2.
3. Revenues dedicated to excluded capital costs	-			3.
4. Netted capital costs to be raised by local construction tax	-			4.
5. Net budgeted expenditures, less eligible Act 144 costs	4,109,542			5.
6. Net Budgeted local revenues as reported by School District (less Act 144 revenues)	864,592			6.
7. Preliminary education spending	3,244,950			7.
8. Hold-harmless aid for pre-existing eligible capital debt	-			8.
9. Education Spending	3,244,950			9.
10. 87% of base education payment to tech center paid by the State for the district	44,033		3114	10.
11. Adjusted Education Spending	3,200,917			11.

School District Cash Flow

		Required Funding		
Categorical Grants				
12. Hold-harmless aid for pre-existing eligible capital debt	-			12.
13. Small schools support grant	137,461			13.
14. Small schools financial stability grant	repealed			14.
15. Transportation aid	na			15.
16. Extraordinary transportation aid	na			16.
17. Subtotal of categorical grants	137,461			17.
18. Adjusted Education Spending plus categorical grants	3,338,378			18.
19. Total education grant from the Ed Fund owed to the School District	3,338,378			20.

Education Fund sources

		Reference	Sources	
21. Payment to school district by town on behalf of State from homestead education taxes	Page 1, line 18		788,126.80	21.
22. Balance of education spending after homestead taxes	line 20 - line 21	2,550,251.20		22.
23. Payment to school district by town on behalf of State from non-residential education taxes	Page 1, line 30		1,044,454.00	23.
24. Balance of education spending after non-residential taxes	line 22 - line 23	1,505,797.20		24.
25. Subtotal of education property taxes	line 21 + line 23		1,832,580.80	25.
26. Additional funding required from the Education Fund, including categorical grants	16 V.S.A. § 4028(a)		1,505,797.20	26.
27. Total of funding sources	lines 25 + 26		3,338,378	27.

Revenue Codes

			Coding	
28. Adjusted education grant owed the school district by the Ed Fund	line 11		3,200,917 3110	28.
29. Hold-harmless aid for pre-existing eligible capital debt	line 12		- 3160	29.
30. Small schools support grant	line 13		137,461 3145	30.
31. Small schools financial stability grant	line 14		repealed 3146	31.
32. Transportation aid	line 15		na 3150	32.
33. Extraordinary transportation aid	line 16		na 3152	33.
35. Subtotal of funding sources			3,338,378	35.

Summary of School District Cash Flow

36. Total funds required by school district	line 20	3,338,378		36.
37. Total funding from the Education Fund	line 35		3,338,378	37.
38. net Act 144 funds required by school district		-		38.
39. net Act 144 tax dollars from municipality			-	39.
40. Total of funding sources		3,338,378	3,338,378	40.

FY2023 School District Net Payment Schedule FROM the State Treasury
(based on line 26)

	September 10, 2022	December 1, 2022	December 10, 2022	April 30, 2023	June 1, 2023
Receipts from the Ed Fund	501,933.00		501,933.00	501,931.20	

If you have any questions about these data, please contact Julie Robinson at Julie.Robinson@vermont.gov
If she cannot be reached, contact Brad James at Brad.James@vermont.gov

FY2023 Education Funding Summary, Phase I Based on Budget Submitted by School Districts as of 09-Sep-22

District: Craftsbury
S.U.: Orleans Southwest SU

LEA ID: T055
County: Orleans

Calculation of Homestead Tax Rate

The FY2023 Homestead tax rate is based on the local school district budget and each union district budget of which it may be a member. A rate is calculated for each budget and pro-rated, based on the number of equalized pupils that belong to each district (Local & Union) from the municipality. The pro-rated tax rates are divided by the CLA and summed to determine the municipality's homestead education tax rate. (Line 10)

	Local School District
1 Education spending per equalized pupil	20,086.35
2 Net offsets per equalized pupil for excess spending calculation	2,060.80
3 Amount per equalized pupil over excess spending threshold, if any	-
4 Education spending per equalized pupil plus any excess spending for tax rate	20,086.35
5 District spending as a percent of education property yield (line 4 ÷ 13,314)	150.866%
6 District equalized tax rate (line 5 x base rate of \$1)	1.5087
7 Percent of equalized pupils from Craftsbury at school district(s)	100.00%
8 Equalized tax rate from school district (line 6 x line 7)	1.5087
9 Actual tax rate from the school district (line 8 / CLA)	1.5903
10 Actual homestead tax rate on municipal tax bills	1.5903

Calculation of Education Tax Dollars

	Homestead	Non-Residential
11 Education grand list	730,887.32	677,414.97
12 Education tax rate	1.5903	1.5453
13 Education tax liability	1,162,330.00	1,046,809.00
14 Homestead education tax credit	372,410.88	-
15 Prior year education tax credit, if applicable	789,919.12	-
16 Education property taxes raised	789,904.12	1,046,809.00
17 Education property taxes retained by town (0.225 of 1.0%)	1,777.32	2,355.00
18 Education property taxes available for education spending & Education Fund	788,126.80	1,044,454.00

Calculation of the Distribution of Education Fund Taxes

This section distributes the education taxes raised by the municipality to the municipality's school district(s). The education taxes are apportioned by the equalized pupil ratios for the municipality (line 19). The municipality's equalized pupils at a union(s) as a percent of the union total is used for calculating the amount the municipality owes to the union school district (lines 23 & 24).

	Local School District
19 Municipal equalized pupil ratios	100.00%
20 Homestead education taxes for education spending & Education Fund <small>line 19 x line 18</small>	788,126.80
21 Non-Residential education taxes for education spending & Education Fund <small>line 19 x line 18</small>	1,044,454.00
22 Subtotal: Total education property taxes available for education spending & Education Fund	1,832,580.80
23 Craftsbury's equalized pupils at union(s) as a percent of union total	-
24 Total amounts owed local and union school districts from Education Fund	3,338,378.00
25 Craftsbury's share of education spending	3,338,378.00
26 Municipal homestead tax transfers to school districts	788,126.80
27 Municipal non-residential tax transfers to school districts	1,044,454.00
28 Additional funds paid to the school district by the State from the Education Fund	1,505,797.20
29 Amount of homestead education taxes municipality owes Education Fund	-
30 Amount of non-residential education taxes municipality owes Education Fund	-
31 Net amount owed to Education Fund	-

Estimated payments to:		
Number of education property tax due dates	Education tax source	Local School District
1	Homestead	788,126.80
	Non-Residential	1,044,454.00
2	Homestead	394,063.40
	Non-Residential	522,227.00
3	Homestead	262,708.93
	Non-Residential	348,151.33
4	Homestead	197,031.70
	Non-Residential	261,113.50

Fire Department Balance Sheet

Balance 1/1/22	\$ 29,723.09
Grant	\$ 8,779.79
Tax Money Voted	\$ 59,300.00
Total Funds Available	\$ 97,802.88
Less Fire Department Expenses Paid	\$ - 46,554.12
Grant money expensed	\$ - 8,779.79
Ending Balance 12/31/22	\$ 42,468.97

FUNDS DISBURSED	Budget 2022	Actual 2022	Budget 2023
Insurance & Dues	\$ 15,000.00	\$ 13,948.90	\$ 15,000.00
Communication & Dispatch	\$ 1,800.00	\$ 6,985.79	\$ 7,500.00
Equipment Maintenance	\$ 16,000.00	\$ 20,560.64	\$ 16,000.00
Building Maintenance	\$ 1,000.00	\$ 0.00	\$ 1,000.00
New Equipment	\$ 17,500.00	\$ 2,956.83	\$ 17,500.00
Fire Prevention/Training	\$ 2,500.00	\$ 930.00	\$ 2,500.00
Dry Hydrant	\$ 2,000.00	\$ 200.00	\$ 2,000.00
Hepatitis Shots/ Medical	\$ 500.00	\$ 0.00	\$ 500.00
Misc.	\$ 500.00	\$ 971.96	\$ 500.00
Emergency Medical Training/Equipment	\$ 2,500.00	\$ 0.00	\$ 2,500.00
Totals	\$ 59,300.00	\$ 46,554.12	\$ 65,000.00

Augusta Dustan Bequest—CD	
Balance 1/1/22	\$ 10,662.48
Interest	\$ 26.69
Balance 12/31/22	\$ 10,689.17

Fire Dept CD	
Balance 1/1/22	\$ 20,560.93
Interest	\$ 39.30
Balance 12/31/22	\$ 20,600.23

Fire Department Assets	Acquired	Replacement Date	Original Cost
1993 Simon Duplex Pumper	2007	2025	\$115,000
1995 Freightliner Rescue Truck	2004	2024	\$100,000
2005 Sterling Tanker	2013		\$142,398
2017 Ford 550	2017	2039	\$230,000
2009 Refurbished Spartan	2022		\$177,379

Craftsbury Fire Department Report 2022

The Fire Department was dispatched to 102 calls in 2022. (4) structure fires, (3) brush/wildland fires, (2) car accidents, (2) vehicle fires, (2) CO/gas, (9) fire alarm activations, (1) boater in distress and (79) first responder medical calls.

The Fire Department is a recipient of town appropriated ARPA funds. We have purchased a gear washer with some of the funds. This will allow us to keep our turnout gear clean, looking sharp and lasting longer. More importantly the washer will greatly reduce the amount of carcinogens left in/on our gear after a fire to help keep our members safe. We are also in the process of updating our communications equipment with these funds.

You will find a line item in the town budget for a proposed Fire Department stipend. This total amount of \$10,000 would be divided amongst members of the department based on call attendance. We are still a volunteer organization by nature. Members donate, annually, around 100 to 200 hours of their time just for meetings and trainings. The stipend will not be used to compensate for this time but rather for the time they are unexpectedly taken away from sleep, family, and/or employment to respond to an emergency call.

The department was able to find a new to us Rescue truck. It is in the process of being completely refurbished specifically for our use. We are literally waiting for the paint to dry and hoping to get it into service as soon as we can.

Please reach out to us if you have any interest in serving your town as a firefighter and/or medical first responder. It is a great opportunity to get to know your neighbors and stay actively engaged in our community. We offer training and even have a Junior member program for those 16-18 years old to get a jump start on membership and explore a possible career path.

We would like to thank Jason and Colby Masse for their extra training and service as EMTs and Thomasina J., Steve P., Jeremiah M., Andrew C. and Bruce G. for becoming Vermont Emergency First Responders this year so they can help out with first responder medical calls.

2022 Officers:

Chief: Jeremiah McCann

Assistant Chiefs: Steve Perkins, Robert Hoyt

Captains: Andrew Marckres, Keil Britton

Lieutenants: Logan Masse, Adam Allen

Safety Officer: Chris Masse

Forest Fire Warden: Andrew Marckres

President: Bruce Urie

Secretary/Treasurer: Thomasina Jacobs

EMS Officer: Jason Masse

Craftsbury Fire District #2 - 2023 Town Report

Craftsbury Fire District #2 (CFD#2) provides water to residences and institutions on and near the Common. There are 63 customer accounts including Sterling College, Craftsbury Academy, the Church on the Common and the Craftsbury Public Library.

Late in 2021 PFAs (polyfluoroalkyl substances) were detected in the CFD#2's primary Common well. State law and the Vermont Water Supply Rule establish a Maximum Contaminant Level (MCL) of 20 nanograms per liter (ng/L). This level was exceeded, thus requiring the state to issue a Do Not Drink Order that continues today. PFAs are known carcinogens. The US EPA and other scientists are becoming increasingly concerned about their prevalence in the environment and the effect on human health.

CFD#2 is working closely with the engineering firm DuBois and King (D&K) and the state Dept. of Environmental Conservation (DEC) on a new water source in order to cease use of the contaminated well. D&K is assisting with all aspects of planning, engineering & permitting, overseeing sub contractors including Manosh, our current well driller and handling paper work to access state and federal grants. DEC provides technical assistance and promptly answers questions and concerns.

During 2022 CFD#2 hydro-fracked our back-up well with limited results, drilled a new well that came up dry, drilled another new well with some, but not sufficient yield, and are in the process of drilling at a third location. Once there is an adequate and clean source, permitting and construction will occur and the new source(s) will be connected to CFD#2's tank and pump house in the early summer.

With DEC's assistance CFD#2 was able to access state funds to provide free bottled water to all of our customers. This will continue into the early summer.

In late summer DEC's Sites Management Section, through a consultant

began, an investigation in to the source of the contamination as required by state law. Monitoring wells are being installed and the data analyzed. Results are not expected until later in the year

A lightning strike this summer and other mechanical problems with the systems primary well pump required extensive repairs that took a couple of months. During that time water for uses other than drinking had to be trucked to the pump house at great expense. Some of these costs were covered by insurance and state assistance but not all. Unexpected costs like these as well as regular system repair and maintenance mean water rates are increasing again this year. Even with this increase, CFD's rates are at or below similar size VT public water systems.

The CFD#2 Board regularly meets on the 1st Monday of the month at 5:30 via Zoom. Check Front Porch Forum for meeting notices. For more information, questions or concerns contact us at: craftsburyfiredistrict2@gmail.com

Craftsbury Fire District #2 Board of Directors

Ian Baldwin
Gina Campoli, President
Nicole Civita
Paula Davidson, Treasurer
Christina Finkelstein, Secretary
George Hall
Norm Hanson
Rene Rossi

There are countless people and organizations CFD#2 would like to recognize and thank as we work to resolve this community challenge.

- First and foremost, the land owners, critical partners, who host CFD#2's wells and other infrastructure on their property - Stark Biddle, Jane Walczykowski, Farley Brown, John Zaber, the Simmons family and Sterling College
- Cody Thompson and Todd Phelps who deliver the 3 and 5 gallon jugs of bottled water each week and Rob Strong who helped get the ball rolling
- The Church on the Common & Sterling College who host drinking water pick up sites
- Marcel Masse who donated his time and dowsing expertise
- Reps. Vicki Strong and Katherine Sims who helped connect us to state officials
- Our water system operator Steve Smith who knows all there is to know about how the system works
- Paula Davidson, our treasurer who not only keeps the books but handles complicated grant reporting and reimbursement among many tasks
- And finally our customers who conserved water when needed and have been patient and understanding

Craftsbury Dog License Report

Dog Warden: Kelly Carpenter 754-2515

All dogs/wolf hybrids 6 months or older shall be licensed on or before April 1st and must have a valid rabies vaccination certificate. The rabies certificate is good for three years.

For puppies under 6 months, certificate is only good for 1 year.

A 50% penalty will be charged for dogs licensed after April 1st.

Females: \$13.00 Males: \$13.00
Spayed Females: \$ 9.00 Neutered Males: \$ 9.00

*The above figures include a \$1 fee per dog charged by the state for the purpose of a rabies control program. Also a \$4 spaying & neutering fee surcharge that goes to the state.

Note: ***NO Rabies Clinic @ Town Hall***

The Rabies Clinic at Hardwick Veterinary Clinic (64 N. Main St) Do not enter the building, go to the window where payment and instructions will be given. 4 Saturdays in March: from 8:30 – 9:30 for \$25.00. ***Rabies shot only, first come first serve, please stay socially distant while waiting .

Tractor Supply Stores clinics are available at Tractor Supply on some Sundays, call 888-2010

The Animal Doctor @ 56 Eastern Ave. Newport All Wednesdays in March from 10am to 12pm

If your pet's rabies certificate is current, you may mail in the fee and a certificate and the tag will be returned to you.

LICENSE DESCRIPTION	# LICENSES	PRICE	TOTAL
Regular Licenses:			
Female Dogs (not spayed)	24	\$13.00	\$ 312.00
Female Dogs (spayed)	93	\$ 9.00	\$ 837.00
Male Dogs (not neutered)	11	\$13.00	\$ 143.00
Male Dogs (neutered)	95	\$ 9.00	\$ 855.00
Kennel Licenses			
Male & Female Dogs	0		
Late Fee Licenses:			
Female Dogs (not spayed)	2	\$19.50	\$ 39.00
Female Dogs (spayed)	16	\$13.50	\$ 216.00
Male Dogs (not neutered)	1	\$19.50	\$ 19.50
Male Dogs (neutered)	12	\$13.50	\$ 162.00
Lost Tag Fee			
Total Fees Collected:			\$ 2,583.50
Less Fees Paid to State	254	\$ 5.00	\$ 1,270.00
Total Fees to the Town			\$ 1,313.50

2022 In Review



The Invasives Working Group cut, dug, trimmed and leveled the Mowing Demonstration area below the Little Hosmer Pond dam. By August, we had moved the last large rocks, allowing Fish & Wildlife to take over weekly mowing. A big “thank you” to volunteers: Ani and Anirudh from Sterling College, plus community members Penelope Doherty and Mabel Houghton.

In partnership with the Craftsbury Public Library, the 2022 Craftsbury Big Tree Contest encouraged exploration of the outdoors and honored the important role trees play in our ecosystem. Of 26 entries representing 10 species, the largest was a sugar maple with a circumference of 198” - more than 5-¼ feet in diameter! Prizes from nine generous local businesses and individuals were awarded at the season finale of the Craftsbury Farmers' Market.



Stakeholders assumed responsibility for monitoring Little Hosmer Pond for invasive aquatic plants. Special thanks to Susan Frey for organizing the bi-weekly efforts of the thirteen volunteers who vigilantly paddled the waters. Once again this year, no invasive species were observed.

Special thanks to outgoing Commissioner and longtime Secretary June Pichel Cook for her commitment to Craftsbury’s conservation efforts

Steve Moffatt – Chair
Diane Morgan – Treasurer
Brian Machesney – Sec’y
Farley Brown

Liz Kegl
Colin Netzlay
Ashley Nunery
Elinor Osborn

Please vote ‘Yes’ on the Conservation Fund appropriation.



Craftsbury Recreation Committee **2022 Town Report Update**

2022 brought a full calendar of Craftsbury Recreation Committee's community events. Old Home Day was a true celebration of our town in the height of summer and events spanned the whole day and on into an evening of fun that culminated in a town wide dance party! Trick-or-Trunk was a success on a beautiful autumn evening this year and a spooky hideout and pumpkin trail were additions by the Craftsbury Academy art students. Many brave souls and a handful of awesome floats came out to play in the newly fallen snow for a delightful Light Up the Night celebration in December. Also, just in time for the New Year, we have reopened the Family Open Gym, a time for free play for toddler through elementary age children and their families on Sundays in the Academy gym. Looking ahead into 2023, the Recreation committee is looking towards bringing swim lessons back to the town beach and further collaboration with Craftsbury Academy students.

Thank you Jodi Smith for your long service on the recreation committee, we will try to carry the torch well.

2022-2023 Recreation Committee Line Up includes:

Jodi Smith (outgoing Chair)

Kris Coville

Angel Baraw

Molly Ciecierski

Nathalie Jonas

Anne Hanson (incoming awesomeness)

CRAFTSBURY ENERGY COMMITTEE 2022 REPORT

The Craftsbury Energy Committee's (CEC) mission is to help the community save energy, save money, and access renewable energy resources. We do this through education, advocacy, outreach, and partnering with neighbors and town groups.

Craftsbury Library Microgrid. The CEC is partnering with the Craftsbury Public Library to help it transition to a renewable energy and back-up power system, which will include roof mounted solar panels, a 20 kWh back-up battery, a heat pump, and other components. The Energy Committee is providing their professional expertise in the design and installation of the new system that will ensure uninterrupted access to communications and library resources in the event of power outages. Moreover, the solar energy generated will eliminate most of the electric utility costs for the library. The project is made possible through several grants and the donation of many design and installation hours by CEC members. Planning and permitting has begun and the microgrid will be completed in 2023. One of the CEC goals with the project is to teach anyone interested in learning how to "Do-it-yourself" through helping to install the system. Contact us if you are interested.

Window Inserts. Why do you keep hearing about window inserts? Because they're simple to build and install, free or very low cost, and each one saves a household real money - an average savings of \$30 in fuel oil per 3' x 4' window every heating season. The CEC organized and led a community event at which 57 community volunteers built 238 window inserts for 29 households. One-third of these window inserts, valued at \$3,414, were provided at no-charge to 10 households. Many thanks to the Vermont Community Foundation and the Town of Craftsbury for their generous grant support for the 10 households.

The CEC extends its gratitude and appreciation to Judy Geer and Dick Dreissigacker for graciously allowing Craftsbury, Greensboro, and Albany to use the Ski Touring Center for the last two weeks of October while the teams assembled the window inserts. Between the three towns, there were 160+ shifts, 100+ volunteers, and 422 window inserts built.

Firewood Program. Also in its 3rd year, the Craftsbury Community Firewood Program helps challenged households stay snug especially as we face record high heating fuel costs. Thanks to the generous donations by the Vermont Department of Forests, Parks and Recreation (24 cords) and Columbia Forest Products (3 cords), over 50 volunteers helped to buck, split, and deliver firewood to 19 Craftsbury households. We have firewood on reserve to accommodate those that may need firewood later this winter. Contact us if you cannot afford to buy all of your firewood and/or call Vt. Fuel Assistance 800-479-6151.

Town Hall Weatherization. CEC members insulated the vents and hot water pipes in the Town Hall's basement. The CEC is actively working to secure a Municipal Energy Resilience Grant (up to \$500,000 per town), which is state funding specifically for municipal buildings to use toward weatherization, heat pumps, and solar electricity.

Community Outreach & Challenges. This year the CEC hosted information tables at the town's main events, distributed informational flyers through Food Share and Monday Meals, and posted regularly on Front Porch Forum. The CEC continues to encourage community members to take advantage of no-cost and low-cost energy-efficiency programs. As an example, for a family of two with a maximum income of \$59,392, NETO, 802-334-7378, offers free appliances and home Insulation and air sealing. We can help with the application. If you are curious about how the CEC may be able to help you save money on energy costs, please get in touch – you may be surprised! CraftsburyEnergyCommittee@gmail.com

The CEC will be giving away up to 10 energy-saving LED light bulbs per household at the Town Meeting. There is limited supply, so first come first served. Come and get yours!

Village Improvement Society Financial Report for 2022

<u>Beginning Balance</u>	\$ 6,565.10
<u>Receipts:</u> Community Donations	\$ 2,055.00
Events [concert donations]	\$ 2,884.09
Vermont Preservation Trust – Grant	\$ 2,620.76
Transfer – Horace Strong Scholarship Fund	\$ 100.00
Town Appropriation	<u>\$ 1,500.00</u>
<u>Total Income</u>	<u>\$ 9,159.85</u>
<u>Total Funds Available</u>	\$ 15,724.95
<u>Expenses:</u> Hardwick Electric – Bandstand	\$ 215.32
Lawn Maintenance	\$ 1,475.00
Event Costs [concerts]	\$ 2,400.00
Misc. – Stamps & VT Sec. of State filing fee	\$ 108.00
General Fence Repairs	<u>\$ 3,571.22</u>
<u>Total Expenses</u>	<u>\$ 7,769.54</u>
<u>Ending Balance</u>	\$ 7,955.41

We were happy to be able to host only three of our four summer concerts this summer [the Beg, Steal, or Borrow concert was rained out]. Mango Jam, The Radio Rangers, and In The Pocket all had everyone’s toes tapping at the concerts. Thanks to everyone for your generous donations [which more than covered the costs this year]. We look forward to seeing you on the Common in 2023.

With the help of volunteers, we replaced a large section of the fence on the east side and a few sections on the west. Thanks to John Brodhead for doing a lot of the scraping and painting. The posts and rails are currently being prepped for our fence work bee in May. We hope to see you there.

Thanks to Polly Allen and her crew for keeping the flower beds looking great again this year.

We are still looking for a contractor to replace the cedar shingle roof on the bandstand.

We hope you will try to join us at our annual meeting in May. Check Front Porch Forum or the Town website for the date and time of our meeting.

The 2022 Town appropriation paid for all the mowing [\$1,475] and a small portion of the electricity for the bandstand [\$25]. We hope you will support our request for \$1,500 on Town Meeting Day 2023.

The Village Improvement Society is a non-profit organization and your donations are always welcome. Any donations should be sent to: Craftsbury Village Improvement Society, c/o Carolyn Ryan, P.O. Box 24, Craftsbury, VT 05826.

Harry Miller, President
Jeremiah McCann, Vice President

Carolyn Ryan, Treasurer
Annie Rowell, Secretary

Craftsbury Historical Society

2022 gave the Craftsbury Historical Society (CHS) the piece of the puzzle it needed to face its future with renewed strength, energy and optimism. In last year's Town Report, I spoke of hoping to identify willing individuals who would commit to becoming members of the CHS Board of Trustees. I'm happy - and relieved - to say that as we head into 2023, we have in place that strong, talented, energetic and optimistic Board.

I can't speak of 2022 without noting that this was the year that Dave Linck stepped away from his major role as Craftsbury's go-to historian, one that he has held since becoming involved in the mid-1970s. That we have a museum, with its vast collection, at all is largely due to Dave's enthusiastic pursuit of the details of Craftsbury's history: questions about dates, families, maps, businesses, individuals, schools, churches, cemeteries have always gone to Dave. And if he didn't have a ready answer, he did the research and found the answer. We celebrate his legacy and recognize that proceeding without him will be challenging.

Thank you, Dave Linck!

Craftsbury Historical Society's 2022 activities included:

- recruiting and orienting new members of the CHS Board of Trustees;
- getting Miss Jean's chariot out for the Old Home Day parade, pulled by horsehead-wearing athletes from the Outdoor Center;
- planning for an August contra dance at the fire house that didn't happen at the last minute, due to Covid-related issues (a popular idea that we'll pursue in 2023);
- co-organizing with the Woodlot Committee in September a community walking tour of the Crafts Canal in honor of its 200th anniversary, which included locating and scanning portions of Samuel Crafts' accounting book from the 1820's at the Harvard Business School library;
- applying for and receiving an ARPA grant of \$5,000 to repair and restore the historic windows and shutters at the CHS museum house (\$9,500 remains to be raised by CHS through other grant opportunities);
- soliciting advice from Clare Dolan of The Museum of Everyday Life, based in Glover, regarding the CHS house museum, its collection, and creative ways to interpret and share Craftsbury history; and
- providing a guided tour of the museum to Craftsbury Academy principal Matt Foster to kickstart discussions about potential collaboration between the Academy and CHS; we look forward to follow-up conversations.

So, here's a question: there was a time, not so long ago, when the CHS had a Board that was almost completely comprised of folks who had been born in Craftsbury. Our new Board is comprised entirely of people who have come to Craftsbury as adults - like my wife and me - and so do not have the generational connections that would otherwise explain and strengthen the present CHS' understanding of how Craftsbury has come through the years to this point in its history. Having community members who can tell Craftsbury's story from a lifelong perspective would enrich the CHS for the entire community. There is a slot on the Board for someone with native-born knowledge of Craftsbury history, gained through personal and family experience, and we would be so thankful to hear from the community on this! We're grateful for our enthusiastic supporters and collaborators and invite anyone with comments or questions to be in touch.

Our Board is comprised of Vasilios Gletsos, Wendy Turnbull, Polly Allen and Susan Frey, with Don Houghton, President; Valerie Morrison, Treasurer; Mabel Houghton, Secretary. Nancy Frohwein and Valerie Morrison were faithful docents at the museum, which, as always, is open on Wednesdays and Saturdays, 10:00 am to noon, as well as by appointment during the summer.

We intend to meet this year on the third Wednesday of each month, beginning May 16, 6:30 pm, at the Museum on the Common. Anyone with interest in our activities is invited to attend.

Don Houghton, President.

CRAFTSBURY MENTAL HEALTH RESOURCE GROUP

The Craftsbury Mental Health Resource Group planted yellow tulip Hope Gardens last fall in several locations in Craftsbury. The purpose of a Hope Garden is to instill hope and happiness. Hope Gardens bring the community together to collectively smash the stigma associated with mental illness. After a long winter, the colorful tulips remind us of perseverance and the renewal of spring. We created posters where people could write what made them happy and hopeful. Thank you to all who participated in this project!



We also held our own Craftsbury Suicide Awareness Walk on October 9th, raising almost \$3,500 including \$250 for AFSP (American Foundation for Suicide Prevention), \$100 for NAMI (National Alliance on Mental Illness). The remainder of the monies raised went to our Craftsbury Mental Health Resource Fund. Thank you for the community support including people who signed up and walked on that rainy day, and also the people who gave their financial support.

We are thrilled to announce that our Craftsbury Mental Health Resource Group has received \$5,000 of ARPA funds. We are focused on trainings for suicide awareness and mental health books for our Craftsbury school and public libraries. We are looking forward to expanding our programming, education and awareness for mental health in 2023.

Don't forget to check out our updated website: www.nekmentalhealthresources.com.

Mental Health Account	
1/1/2022 Balance	\$ 9,736.59
Donation Income	\$ 5,212.65
Interest Income	\$ 1.20
Expenses	\$ (699.00)
Total for Dec 31 2022	\$ 14,251.44

Craftsbury Planning Commission 2022 Report

The town of Craftsbury has seen significant growth over the past decade, leading to growth and vitality in the bustling Craftsbury Village. The Village infrastructure, however, has not kept pace. There are traffic, pedestrian safety, parking & other transportation problems that must be addressed. These issues were the focus of the Craftsbury Planning Commission in 2022.

Funding from a Vermont Department of Housing and Community Development Municipal Planning Grant (\$22,000) helped in the creation of the Craftsbury Village Plan process. This planning process was developed to create a vision for addressing adequate and safe parking for the Village's array of businesses and services, and safe pedestrian and recreation movement within and through the Village.

A successful plan needs broad community support. The Craftsbury Village Plan process included structured engagement with residents, businesses, users, and town officials regarding their views and remedies to address parking and the other challenges. Thank you to all who completed the Craftsbury Village Plan survey and to those who participated in the 3 focus groups. The information garnered from these public participation efforts has been integral in this planning process.

The groundwork was conducted by consultants from Dubois and King whose planning and design expertise helped to illustrate and define safety features, parking, and other options, help set priorities and identify the steps needed, including funding sources, to move forward with implementation. Readily available maps, data and information, traffic and other data and natural resource constraints were provided to inform conversations. This information, along with further input from the public in 2023, will help lead to community agreement on a suite of alternatives. The Craftsbury Village Plan product will be submitted to the Craftsbury Selectboard and residents in the spring of 2023.

The Craftsbury Planning Commission will also focus on the update of the Craftsbury Town Plan in 2023. Our current town plan is available on the Town of Craftsbury website: <https://www.townofcraftsbury.com/planning-commission>

Craftsbury Planning Commission: Farley Brown (Chair), Rudy Chase (Vice-Chair), Ross Davis, Emily Maclure, Linda Ramsdell (Secretary), Annie Rowell, David Rowell, Lucas Schulz, Gordon Waterhouse, (Floodplain Administrator)

Planning Commission Grant

Received	\$ 18,400.00
Expensed	<u>\$ 17,070.00</u>
Available	\$ 1,330.00



Craftsbury Neighbor to Neighbor Town Report 2022

Craftsbury Neighbor to Neighbor Task Force was formed in early March of 2020 by a group of citizens concerned about the wellbeing of the town during the pandemic. It was then adopted as an official town committee charged with supporting the town in times of distress. The CN2N committee is made up of seven members, gathering strength from a diverse cross section of our community entities, in order to keep a strong network between schools, churches, businesses, emergency management, town officials, the local food pantry, and the community at large. Our meetings are open to community members' ideas and concerns around our town's wellbeing and resilience. We also keep an active volunteer listing, to allow for quick mobilization of hands when needed.

This year the CN2N continued to meet quarterly, with our main focus on the transition from "activation" to "usual times". In our discussions we have shifted our organizing efforts towards initiatives that help build up our town's resiliency.


- *Participation in Hazard Mitigation Plan working group
- *Supporting the Craftsbury Food Share (our local Hardwick Area Food Pantry Site)
- *Encouraging youth participation and leadership in community
- *Exploring warming shelter/cold weather event needs and protocols
- *Housing
- *Building community connections

Current Members: Kris Coville, Chair; Penelope Doherty, Vice Chair; Leslie Taylor, Secretary; Tim Fritz; Kim Larose; Kit Basom; Jeremiah McCann.

Craftsbury Trails - 2023 Craftsbury Town Report

After a COVID induced 2 year slowdown Craftsbury Trails (CT) has some news to report. CT launched the Craftsbury Trails' new website. See pic of the homepage below and check it out at: <https://www.craftsburytrails.info>.

There you will find plenty of information on where to walk, run, hike, bike, ski, snowshoe, or snow machine in Craftsbury. There are maps, a bit about our town and it's recreation history, and descriptions of CT's' efforts. The website creation was funded with a Vermont Outdoor Recreation Economy (VOREC) grant.



Also in the coming months look for a new CT kiosk on Dustan Field and some new signs around town (see below) to let folks know about the website, direct users to parking on Dustan Field and guide them to the soon to be improved Sterling Trail



We are now coordinating with the Planning Commission on the Village Master plan and hope to have similar trail-related designated parking in the Village as well as improve safety for Village bikers and walkers.

CT applied for a state grant that would greatly improve over 2 miles of Sterling property trails for biking, walking and running publicly accessible from the Common. While we were unsuccessful last year, we are trying again in 2023 and are confident of success.

Craftsbury Trails thanks:

- Craftsbury businesses for their support.
- The Craftsbury Outdoor Center and Kory Buck for sharing their trail building expertise
- Craftsbury Academy for sharing Dustan Field parking
- Sterling College and the many land owners who support public trails on their land
- Town and school officials who enthusiastically agree that outdoor recreation is a big part of Craftsbury's quality of life for all residents

We continue to work with willing landowners on an off-road walking trail connection between the Common and the Village and hope to start work this summer. Let us know if you would like to volunteer to assist this or any other CT's efforts.

Contact us at: craftsburytrails@gmail.com

Gina Campoli
Matt Krebs

HARDWICK AREA FOOD PANTRY INC
39 West Church Street
PO Box 1075, Hardwick, VT 05843
802-472-5940
www.NourishHardwick.org/pantry

Hardwick Area Food Pantry - Craftsbury 2023 TownReport

In 2022 the HAFP continued to serve our community at our sites in Hardwick, Craftsbury, and Albany. Demand for our services continued at a level similar to 2021, after an increase due to the pandemic. We have continued our delivery program, which connects many of our clients to food throughout a wide service area. We also are proud to purchase food from many local farmers and producers.

We are grateful to all of our communities for their support. In Craftsbury numerous volunteers and the United Church of Craftsbury - who generously shares space for the pantry - make our work possible. An average of 72 families in Craftsbury and surrounding towns are served each week. We especially thank the town for deciding in 2022 to share ARPA dollars to address Craftsbury's food storage challenges.

Please contact us if you would like to donate or volunteer and thank you for your continued support.

HAFP Board: Reeve Basom, Gina Campoli, Hannah Dreissigacker, Alice Fleer, Erika Karp, Jake Lester, Diana Peduzzi, John Tuthill, Liz Baum

Heather Davis; Director
Kris Coville; Satellite Site Coordinator

HARDWICK



St. John the Baptist Church
39 W Church St
Hardwick, VT 05843
(802) 472-5940

ALBANY



Albany Town Hall
530 Main St
Albany, VT 05820
(802) 323-1517

CRAFTSBURY



United Church of Christ
7 Church Ln
Craftsbury, VT 05826
(802) 586-0191

Craftsbury Public Library



2022 saw many new innovations at the library. Here are some of the noteworthy events from 2022.

New Digital Services: We now offer movie streaming through Kanopy and downloadable books through GMLC. Stop by the library to upgrade your library card and get started with these services.

Library of “Things”: You may know you can borrow a folding table, an energy meter, or a board game at the library. Now you can also check out folding kayaks that fit in a car, a happy light, weed pullers, a projector, and a pop-up tent.

LOCAL book returns: Drop off books from the Albany, Simpson, or Craftsbury library at any other of those libraries, and we’ll get them back where they belong.

Solar Project- A partnership with the Energy Committee, as well as grants and town ARPA funds, is bringing solar power and battery backup to the library. This way the library will have power and internet even when the electricity is out.

Garden Tour- Fundraisers are an important component to funding the library. Our new garden fundraiser was great fun despite the soggy weather in 2022, and we look forward to hosting our next (sunnier?) garden tour in 2023!



Craftsbury Public Library



The Craftsbury Public Library has been rated a 5 Star Library, and the best library of our size in the nation, based on the most recent data from the Institute of Museum and Library Services. Compared to other libraries of a similar size, we have more visitors, check out more items, hold more programs, have more computer and wireless usage than any other small library in the United States.



How do we do so much with so little? Here are some of the reasons we shine:

<p><u>Volunteers</u> Shelve * Cover books Run the circulation desk Garden * Deliver books Provide programs * Clean Fix things * Help fundraise</p>	<p><u>Grants</u> AKC- \$5,289 Solar Pleasants- \$2475 LOCAL Concept 2- \$750 Kayaks CCF- \$2,500 Lights MGN- \$5,000 Children VCRD- \$4,000 Solar</p>	<p><u>Fundraisers</u> Treasure Hunt Plant Sale Garden Tour Book Sale brought in over \$9,000</p>
<p><u>Library Circulation</u> 15,450</p>	<p><u>Book Downloads</u> 1,126</p>	<p><u>Movie Downloads</u> 1,004</p>
<p><u>Programs for Children</u> 162 programs 1,738 attended</p>	<p><u>Programs for Adults</u> 36 programs 474 attended</p>	<p><u>Wireless Internet Sessions</u> 12,824</p>
<p><u>Partnerships</u> Outreach to Craftsbury School, Saplings, Care Center, Sterling College</p>	<p><u>Collaboration</u> Sharing the catalog, digital services, and courier lowers costs.</p>	<p><u>Interlibrary Loan</u> 402 books borrowed for patrons</p>

CRAFTSBURY PUBLIC LIBRARY			
FINANCIAL REPORT 2022			
Year Ended December 31st	2020	2021	2022
Opening Balance	\$ 7,812.77	\$ 11,074.43	\$ 16,469.86
Receipts			
Plant sale	\$ 50.00	\$ 2,549.00	\$ 3,328.00
Book Sales	\$ 260.00	\$ 347.50	\$ 3,771.00
Other Fundraiser Events	\$ -	\$ 3,624.00	\$ 2,120.00
Interest	\$ 55.33	\$ 3.70	\$ 5.96
Transfer Investment Acct.	\$ 30,000.00	\$ 22,000.00	\$ -
Donations	\$ 32,030.63	\$ 61,883.89	\$ 21,348.00
Grants	\$ 9,730.00	\$ 21,485.00	\$ 25,325.87
Solar/Battery Backup Project Grants	\$ -	\$ -	\$ 14,289.00
Town Of Craftsbury	\$ 40,000.00	\$ 39,200.00	\$ 45,000.00
PPP Loan	\$ 13,431.00	\$ 13,430.00	\$ -
Miscellaneous	\$ 142.40	\$ 150.00	\$ 713.00
Expansion Project Donation	\$ -	\$ 250,633.80	\$ -
Total Receipts	\$ 125,699.36	\$415,306.89	\$ 115,900.83
Opening Balance & Receipts	\$ 133,512.13	\$426,381.32	\$ 132,370.69
Disbursements			
Books & Videos	\$ 7,405.81	\$ 8,411.29	\$ 10,073.68
Electronic Resources/	\$ 946.10	\$ 1,321.01	\$ 1,047.45
Propane-Heat	\$ 1,855.45	\$ 2,413.59	\$ 3,156.06
Electric	\$ 1,173.09	\$ 1,565.43	\$ 1,444.19
Telephone	\$ 545.68	\$ 614.31	\$ 699.29
Water	-	-	\$ 213.00
Insurance	\$ 2,302.00	\$ 2,858.00	\$ 2,710.00
Programs	\$ 126.14	\$ 1,405.00	\$ 523.86
Postage	\$ 1,271.55	\$ 1,362.00	\$ 1,688.47
Payroll Expenses	\$ 69,366.10	\$ 81,576.94	\$ 93,655.55
Conference & Travel	\$ 285.59	\$ 52.64	\$ 191.24
Internet & Computers	\$ 2,283.19	\$ 2,943.54	\$ 915.64
Equipment	\$ 800.00	\$ 4,286.22	\$ 1,209.52
Supplies	\$ 2,479.41	\$ 3,344.39	\$ 2,165.21
Accounting Fees	\$ 3,997.00	\$ 3,790.50	\$ 3,165.00
Maintenance	\$ 2,904.28	\$ 1,340.55	\$ 7,116.81
Bank Fees	\$ 154.81	\$ 143.43	\$ 178.48
Consulting Fees	\$ -	\$ 316.65	\$ -
Replenish Endowment	\$ -	\$ 40,000.00	\$ -
Miscellaneous	\$ 180.25	\$ 180.25	\$ 52.20
Expansion Project	\$ 24,361.25	\$ 251,985.72	\$ -
Solar/Battery Project Backup			
Total Disbursements	\$ 122,437.70	\$409,911.46	\$ 130,205.65
Closing Balance	\$ 11,074.43	\$ 16,469.86	\$ 2,165.04

The John Woodruff Simpson Memorial Library in East Craftsbury

It has been a lively year at the Simpson Library. Thanks to the talents and contributions of so many in our community, we were able to offer new programs and services, expand partnerships, bring people together in new ways, and build on the strong foundation and history of the Simpson Library in our community. Some highlights from the year:

- **Nature Programs:** We hosted a series of five outdoor nature programs, focusing on birds, phenology, trees, and aquatic life. Thank you to Jared Nunery for his leadership and collaboration, and to Dave Brown and Farley Brown for sharing their expertise with the community in this way. Over 100 people attended these programs.
- **Visit with Vermont author Jan Reynolds at Craftsbury Schools:** Jan gave an inspiring presentation about her life as an author traveling the world to two groups of children in grades K-6, followed by a book giveaway. This was the final event of our Children's Literacy Foundation Rural Libraries grant.
- **Ouida B. Grant Film Collection & Historic Movie Nights:** Thanks to grant support from the Vermont Community Foundation, the Vermont Humanities Council and the Vermont Arts Council, we were able to have all of the historic East Craftsbury films made by Ouida "Bunny" Grant preserved in digital format. We hosted our first two movie nights in October & November, with people of all ages in attendance.
- **New Library Cards:** In May, we launched our new LOCAL (Libraries of Craftsbury and Albany) library cards. The cards offer access to new digital services, and patrons can now check out materials from all three collaborating libraries, the Simpson Library, the Craftsbury Public Library, and the Albany Public Library.
- **Girl Scout Reunion:** At the end of July, sixteen women (pictured below) who were a part of Miss Jean's Craftsbury/Greensboro Troop One gathered behind the library to share stories, laughter, and song. It was decided that this would be the first annual. Calling all Girl Scouts, mark your calendars for July 29, 2023!

In the coming year we will be working with the East Craftsbury Presbyterian Church and Craftsbury Saplings to bring a series of free caregiving workshops and family programming events to East Craftsbury. We are also partnering with Get Thee To the Funnery to celebrate the long tradition of summertime Shakespeare productions in the area, started 100 years ago with Miss Jean's founding of the East Hill Players in 1923. This centennial celebration is called "What's Past is Prologue", and will include a series of Shakespeare-related events, culminating in an exhibit at the Highland Center for the Arts this summer.



We invite you to stop by sometime, to view the artifacts, to check out the latest books or find an old treasure in the collection, to play a game of ping pong or build a marble run, to use the high-speed internet, or to simply explore this place that is connected in so many ways to the history and life of our town.

The library is open on Wednesdays, 9-12, Thursdays 9-12 and 2-6, Saturdays 9-12 and Sundays 12-1. You can reach us at 802-586-9692, email jwsimpsonmemorial@gmail.com, or visit our website at www.jwsimpsonmemorial.org. We look forward to seeing you at the library! *Respectfully submitted by Kristin Urie, Librarian*



The Craftsbury Community Care Center has been a trusted resource for elders and their families for over twenty-seven years, serving many residents of Craftsbury since its creation by the Craftsbury community in 1994. The Care Center is a non-profit, non-denominational, tax-exempt organization which provides a safe, caring, homelike and affordable residence for elders who can no longer live independently. It encourages independence, activities, and involvement with family, friends, and the larger community.

2022 was a year of slowly re-inventing the wheel related to residents coming and going, visitors entering the facility, and volunteer involvement while still adhering to recommendations related to Covid. Staffing shortages were a major challenge as we tried to move forward. With so many businesses vying for the same individuals in what appears to be a shrinking workforce, costs associated with hiring and retaining staff rose significantly, exploding our planned budget.

Several Care Center residents and staff endured a round of Covid, experiencing mild to moderate symptoms. Experience and knowledge prevented us from having to shut our doors and quarantine everyone; fortunately, we have learned along with the medical community how residents can still have the support of each other, family and friends.

A constant at the Care Center is the support of family, friends and our surrounding communities. We still have a ways to go before we can get back to larger community gatherings and community members joining us for activities. However, we have so appreciated the volunteers willing to follow screening and masking guidance in order to transport residents, offer various activities and friendly visits at the Center.

Your support and generosity are more important to us than ever as we enter a new year with significantly increased salary, food and fuel expenses that we must reconcile with our commitment to maintain affordable rental rates for our residents and their families.

Our inclusion in the Town Appropriations will be gratefully welcomed by the Board, Staff and Residents of the Center. Thank you.

Jane Marlin, President of the Board

Kimberly Roberge, Executive Director



Town Report 2023

As I reflect on the past year as Interim President, I would be remiss not to acknowledge that we all exist in a changed and changing world. Sterling College's ability to withstand the height of the pandemic is a direct result of the faculty and staff who rallied to maintain a hands-on experience for students, delivered meals to residence halls, and kept our community safe. We appreciate their continued efforts to remain nimble and responsive to the changing needs of our students who have been marked by climate anxiety, a global health crisis, and divisive politics.

Like many organizations and institutions, Sterling is catching its breath after more than two years of intense disruption. With COVID-relief funding a thing of the past, the true cost of staying in business throughout the pandemic is fully evident. As a result, Sterling is in the process of making adjustments to its operations, striving to maintain allegiance to the College's pedagogy and mission, provide adequate student support, and also allow for significant cost-savings. This difficult but worthy exercise is not the first of its kind in Sterling's history. We are fortunate to be able to lean into the institutional culture of resiliency that has developed over the past 65 years.

Philanthropy has played an important part of this resiliency. We have deep appreciation for those here in the Craftsbury region that value our membership in, and contributions to, this community. As just one example, thanks to many local donors, students and faculty are utilizing the renovated fiber arts studios in Strong Hall, named for the late Horace Strong, which serves as the home of the College's environmental humanities curriculum. The fiber arts labs complement the wood shop that was renovated after Craftsbury Academy generously donated the building to Sterling in 2017. Plans to renovate Paradise Hall to create the Peter Alford Wellness Center and Outdoor Recreation Hub continue to move along slowly, to take into account our work with the Vermont Department of Historic Preservation and their partners. We are grateful for the \$10,000 of ARPA funds awarded to the project from the Town of Craftsbury.

For those community members interested in joining Sterling online for a continuing education course, the College is now offering affordable and comprehensive classes on the topics of Climate + Change, Agroecology, Ecology Essentials for Everyone, Food Systems Thinking, Surviving the Future, and Food & Environmental Writing. Please join us! More information can be found on our website (www.sterlingcollege.edu).

It has been an honor to work in service to this community and we anticipate that Sterling's 12th president, yet to be selected, will be providing this report a year from now.

Sincerely,
Dr. Lori Collins-Hall
Interim President

Agencies Requesting Town Funds			
Organization	Contact Information	2022 Paid	2023 Request
American Red Cross	redcross.org/NNE 800-660-9130	\$500.00	\$500.00
AWARE	awarevt.org 802-472-6463	\$1,000.00	\$1,000.00
Green Mountain Farm to School	gmfts.org programs@gmfts.org	\$1,200.00	\$1,200.00
Greensboro Nursing Home	greensboronursinghome.org gnh@plainfield.bypass.com 802-533-7051	\$2,500.00	\$2,500.00
Hardwick Area Food Pantry	nourishhardwick.org 802-472-5940	\$2,500.00	\$2,500.00
Hardwick Rescue Squad	802-472-5936 Non emergency 472-6343	\$19,924.00	\$19,905.00
Lamoille Family Center	lamoillefamilycenter.org 802-888-5229	\$1,000.00	\$1,000.00
Lamoille County Mental Health	lamoille.org 802-888-5026	\$1,500.00	\$1,500.00
North Country Animal League	ncal.com adopt@ncal.com 802-888-5065	\$500.00	\$500.00
Northwoods Stewardship Center	northwoodscenter.org 802-723-6551	\$0.00	\$500.00
NE Kingdom Council on Aging	nekouncil.org 802-748-5182	\$650.00	\$650.00
NE Kingdom Human Services	nkhs.org 800-696-4979	\$1,266.00	\$1,266.00
NE Kingdom Learning Service Adult Basic Ed	neklsvt.org 802-334-6532	\$250.00	\$300.00
NE VT Development Association	nvda.net 802-748-5181	\$905.00	\$1,142.00
Old Stone House Museum	oldstonehousemuseum.org 802-754-2022	\$700.00	\$700.00
Orleans County Children's Advocacy	Meghan.Gyles@partner.vermont.gov	\$350.00	\$350.00
Orleans County Citizen Advocacy	occavt.org 802-525-1133	\$800.00	\$0.00
Orleans County Fair	orleanscountyfair.net ocftreas@gmail.com	\$500.00	\$500.00
Orleans/Essex VNA & Hospice Inc.	orleansessexvna.org 802-334-5213	\$4,200.00	\$4,200.00

Agencies Requesting Town Funds

<u>Organization</u>	<u>Contact Information</u>	<u>2022 Paid</u>	<u>2023 Request</u>
Pope Memorial Frontier Animal Shelter	frontieranimalsociety.com 802-754-2228	\$500.00	\$500.00
Rural Community Transportation	riderct.org 802-748-8170	\$600.00	\$600.00
Salvation Farms	salvationfarms.org Theresa@salvationfarms.org	\$500.00	\$500.00
Craftsbury Saplings	craftsburysaplings.org 802-586-2875 1097 Ketchum Hill Rd	\$6,000.00	\$6,000.00
VT Ass'n for the Blind & Visually Impaired	vabvi.org	\$500.00	\$500.00
VT Center for Independent Living	vcil.org 800-639-1522	\$140.00	\$140.00
VT Family Network	Vtfn.org Clair.giroux- williams@vtfn.org	\$250.00	\$250.00
VT Rural Fire Protection Task Force	vacd.org 802-828-4582	\$100.00	\$100.00
Rural Arts	ruralartsvt.org 802-533-937	<u>\$1,500.00</u>	<u>\$1,500.00</u>
Totals		\$50,335.00	\$50,303.00

Town Agencies Requesting Funds

	<u>2022 Paid</u>	<u>2023 Requested</u>
Craftsbury Public Library	\$45,000.00	\$46,000.00
Craftsbury Community Care Center	<u>\$12,000.00</u>	<u>\$12,000.00</u>
Totals	\$57,000.00	\$58,000.00

Town Committees Requesting Funds

	<u>2022 Paid</u>	<u>2023 Requested</u>
Block Party Fund	\$0.00	\$1,500.00
Craftsbury Town Cemeteries	\$3,200.00	\$6,400.00
Memorial Expenses	\$750.00	\$750.00
Recreational Committee	\$1,500.00	\$2,000.00
Historical Society	\$100.00	\$100.00
Craftsbury Conservation Fund	<u>\$7,000.00</u>	<u>\$7,000.00</u>
Village Improvement Society	<u>\$1,500.00</u>	<u>\$1,500.00</u>
Totals	\$14,050.00	\$19,250.00

Marriages Recorded in Craftsbury in 2022

Date	Names	Hometown
4/30/22	Levi Scott Dolan & Kisiah Dawn Waterhouse	Craftsbury, VT
6/15/22	Colby Cushman Grant & Sarah Jean Chamberlin	Craftsbury, VT
6/16/22	Melanie Kristine Serguiev & Andrew Kyle Carraher Lynch	Craftsbury, VT
9/3/22	Jake Barton & Averill Farr McDowell	Craftsbury, VT
9/24/22	Justin Ploof Boland & Grace Elizabeth Sprout	Craftsbury, VT
9/24/22	Praveen Bhaskar Khare & Holly Ellen Charron	Massachusetts

Births Recorded in Craftsbury in 2022

<u>Date</u>	<u>Name</u>	<u>Parents</u>	<u>Place of Birth</u>
1/12/22	Madeline Elliot Karp	Emily Margaret Maclure Evan Elliot Karp	University of VT Medical Center
1/25/22	Archer Harding Falzone	Leigh Isabelle (Harding) Falzone Christopher Lee Falzone	Copley Hospital
3/2/22	Adeline May Locke	Katherine Lydia (Parker) Locke Brandon William Locke	Copley Hospital
3/30/22	Mazikeen Shirley Doty	Alex Dean Doty Christine Rose Draper	Copley Hospital
4/22/22	Maizy June Adams	Teresa Laura Adams Tyler Ricky Blanchard	Copley Hospital
5/2/22	Emmitt Dale Waterhouse	Melissa Fontaine Jason Waterhouse	Copley Hospital
5/25/22	Otis Marius Fritz	Hanna Roos Marijn Broer Jacob William Fritz	Copley Hospital
7/3/22	Iris Gertrude Antoinette Christie	Allison Jewell Christie	University of VT Medical Center
7/25/22	Walter Reid Piela, IV	Sarah Anne Rubin Andrew Joseph Piela	Central VT Medical Center
8/10/22	Elaina Ann Marie Bisson	Julianne Lois (Chase) Bisson Willam Joseph Bisson	University of VT Medical Center
8/31/22	Emmett Charles Perry	Jasmine Marie Perry	University of VT Medical Center
11/9/22	Colton Arthur Bjerke	Tiffany Lynne Menard Elliott Keaton Bjerke	Central VT Medical Center
12/4/22	Ava Cunningham Burruss	Anna Robinson Schulz Oliver Augustine Burruss	Copley Hospital
12/27/22	Eliza Randi Calderwood	Madelynn Zinnia Calderwood Andrew Robert Calderwood	Copley Hospital

Deaths Recorded in Craftsbury in 2022

Date	Name	Age	Place of Death	Place of Burial
1/8/22	Donald Raymond Billow, Jr.	69	Home	Cremation
1/15/22	Judith Monaghan	85	Copley Hospital	East Craftsbury Cemetery
1/20/22	Gary Wright	69	Copley Hospital	Branch Cemetery
1/24/22	Tracey Marie Friend	46	Copley Hospital	Cremation
3/15/22	James Tourangeau Jr.	62	Copley Hospital	Cremation
4/1/22	Edwin Newman Beery Jr.	76	Home	Cremation
5/1/22	Anne Hurt Dorworth	84	Copley Hospital	Cremation
5/13/22	Brian Michael Flynn	78	St. Albans Healthcare & Rehabilitation	Cremation
5/20/22	Burton Byington Strong	95	Home	Cremation
7/16/22	Roberta Alexander	87	Copley Hospital	Cremation
7/31/22	Kathleen Sue Bailey	65	Home	Cremation
8/6/22	Eva Brett Church	91	Craftsbury Community Care Center	Cremation
8/17/22	Clyde Percival Simmons, Jr.	87	North Country Hospital	Craftsbury Common Cemetery
8/27/22	David W. Sayers	63	Copley Hospital	Cremation
9/18/22	Hugo Orlando Mesa	82	Home	Cremation
10/18/22	Hester Louise Fuller	67	McClure Miller Respite House	Cremation
10/26/22	Robert Marvin Brown	86	McClure Miller Respite House	Cremation
11/9/22	Adrienne Yvette Olney	90	Burlington Health & Rehab. Center	Cremation
11/23/22	Jeremie Barbara Nash	79	Copley Hospital	Cremation

Land Transfers Recorded 2022

Seller	Buyer	Date	Size	Description	Price	Location
Flynn & Shelton	McGrath & Matelich	1/12/2022	16.5	Land/dwelling	\$1,300,000	163 Slawson Dr.
Alden	Masse	1/27/2022	9.12	Land	\$35,000	Eden Mountain Rd.
Miller	Graves	2/4/2022	0.48	land/dwelling	\$202,000	464 Black River Rd.
Gingras Crafts-bury, Vt Realty Trust	Deardorff	2/23/2022	18	land	\$72,500	551 Town Line Rd.
Dezaine Estate	Dubray	2/17/2022	10.3	land	\$30,200	Coburn Hill Rd.
Richards	Rowell	3/18/2022	1.69	land/dwelling	\$175,000	1956 E Craftsbury Rd.
Jones & Waterman	Jones, Trustee	3/3/2022	8	land/dwelling	\$18,000	60 Allen Hill Rd.
Nelson Farms, Inc.	Nelson Farms VT, LLC	5/4/2022	316	land/ dwellings	\$482,175	982 Black River Rd. & Wylie Hill Rd.
Maskell	Denton	5/19/2022	0.5	land/dwelling	\$35,000	2334 Wild Branch Rd.
Lussier	Besett	5/23/2022	10.9	land/dwelling	\$220,000	3413 Route 14
Beery	Pecoriello & Moffatt	6/3/2022	5.76	land/dwelling	\$0	1300 Mill Village Rd.
Houston	Dechard	6/8/2022	3	land	\$0	570 N Craftsbury Rd.
Glass	Lynch	6/24/2022	3.36	land/dwelling	\$650,000	24 Glass Rd.
Magee	Alden & Lebeau	7/7/2022	8.1	land/dwelling	\$65,000	284 Eden Mtn. Rd.
Adams	Rex	7/20/2022	0.29	land/dwelling	\$179,500	272 West Hill Rd.
The Leeward Group	Freeburn & Scolari	6/14/2022	21.5	land/dwelling	\$60,000	1999 Coburn Hill Rd.
R.E. Vize Mobile Home	Witham	8/12/2022	2.21	land/dwelling	\$275,000	3318 Wild Branch Rd.
Flynn	Clayton	8/18/2022	0.25	land/dwelling	\$245,000	1468 N. Craftsbury Rd.
Smith	Chausse	8/18/2022	13.5	land	\$135,000	Cochran Drive
Jasman	Atwood & Atwood	8/24/2022	109	land/dwelling	\$109,000	1811 Creek Rd.
Deardorff	Fairman, Sterling & Oesterling	8/31/2022	18	land/dwelling	\$79,500	551 Town Line Rd.
Vanwinkle	Larock & Maceachern	8/31/2022	5.09	land/dwelling	\$325,000	151 Gateway Drive
Evelti & Rogers	Miller	8/31/2022	5.56	land	\$55,600	Off Rte. 14
Hayes	Bond	9/1/2022	5.5	land/dwelling	\$320,000	421 N. Craftsbury Rd.
Sunne, LLC	Girard	9/14/2022	0.94	land/dwelling	\$0	37 Bee's Lane
Dunlavy & Bard	Hicks	10/5/2022	1.17	land/dwelling	\$249,500	7199 Rte. 14
UVM	Shik & Nederlanden	10/25/2022	143	land/dwelling	\$0	4419 East Hill Rd.
Calderwood	Calderwood & Johnston	10/23/2022	43.1	land/dwelling	\$550,000	440 Echo Hill Rd.
Richardson & Tobon	Griffiths	10/28/2022	4	land/dwelling	\$329,000	496 S. Craftsbury Rd.
Bair, LLC	Sunne LLC	11/9/2022	0.25	land/dwelling	\$65,000	3 S. Craftsbury Rd.
Hopwood Trust	Kaloustian	11/3/2022	37.1	land	\$0	TH 44
Chase	Maskell	11/22/22	36	Land/camp	\$100,000	2682 Collinsville Rd.
Foster	Hartray & Verona	12/6/2022	10.2	Land/dwelling	\$228,000	430 Black River Rd.



2023

Craftsbury Town School District Annual Meeting Materials

2021-2022 School Report

2022 Financial Report
(July 1, 2021 - June 30, 2022)

2024 Proposed Budget
(July 1, 2023 - June 30, 2024)



IMPORTANT DATES

March 7, 2023, 1:00 PM

*Annual School District Meeting,
Craftsbury Academy Gymnasium*

ADMINISTRATION

MATT FOSTER, PRINCIPAL
DR. DAVID BAKER, SUPERINTENDENT

SCHOOL BOARD

KASEY ALLEN, CHAIR
JARED NUNERY, VICE CHAIR
MICHELLE MENARD, CLERK
CEDAR HANNAN, MEMBER
ANNA SCHULZ, MEMBER

craftsbury.ossu.org

WARNING
Craftsbury Town School District
ANNUAL SCHOOL DISTRICT MEETING
March 7, 2023

The legal voters of the Craftsbury Town School District are hereby notified and warned to meet at the Craftsbury Academy Gymnasium on Tuesday, March 7th, 2023 at 1:00 P.M to act on the following articles:

Article 1: To elect the following officers for:

- School District Meeting Moderator
- School District Treasurer
- School District Clerk

Article 2: To elect the following school district officers for the ensuing year:

- School Board Director for a term of three years
- School Board Director for a term of two years

Article 3: To see if the voters of the school district will authorize the following salaries to be paid for the officers and directors of the school district:

School Board Chair	\$ 000.00/ yr	District Treasurer	\$ 3,000.00 / yr
School Board Member	\$ 000.00/ yr	District Clerk	\$ 000.00 / yr


Article 4: Shall the voters of the school district authorize the school board to transfer \$115,088.62 of unobligated year-end fund balances as of June 30,2022 to a reserve fund established pursuant to Title 24, Section 2804 to be used for building maintenance and repairs.


Article 5: Shall the voters of the school district approve the school board to expend \$4,403,546 which is the amount the school board has determined to be necessary for the ensuing fiscal year? It is estimated that this proposed budget if approved, will result in education spending of \$22,699 per equalized pupil.

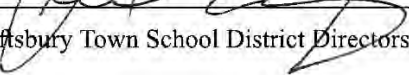
Article 6: To see if the school district's voters will authorize the school board to borrow money in anticipation of state revenues.

Article 7: To transact any other business that may legally come before the meeting.

Dated at Craftsbury, Vermont this 23rd day of January, 2023







Craftsbury Town School District Directors



Attest: 
District Clerk



Craftsbury Town School Board Message 2022

Our School District began its 193rd year with many new faces on campus, including our new Principal Matt Foster and new Superintendent David Baker. Both are veteran educators and call nearby communities home. Our school community has already benefited from their leadership.

On a challenging note, at the beginning of the school year we had too few new faces on campus - our schools are navigating similar staffing challenges that many parts of society are facing. This staffing shortage meant no afterschool programming for our younger students to start the school year. Thanks to community partners and creative thinking a new partnership has been formed with Rural Arts Collaborative to offer this crucial support for our families. Rural Arts Collaborative's Executive Director Sarah Mutrux has been instrumental in offering a high-quality afterschool program that is offered in town. We look forward to working with Ms. Mutrux and her team to build a sustainable afterschool program.

We're in our second year of having a full-time K-12 Art Educator, Mr. Joseph Smith. Students have been happy to share great projects and learn new skills. Also, thanks to the generous investment by Craftsbury Academy Board of Trustees, the school received digital cameras, a pottery wheel, and a kiln to support our arts program. Thank you to the Craftsbury Academy Trustees for these, and other generous investments this year.

After restricted collaboration between the school and community during the pandemic, the Academy is eager to cultivate strong and meaningful community partnerships and connections. Work is happening to revitalize these traditions for the 2023-2024 school year, including Craftsbury Academy Physical Education (CAPE), National Honor Society (NHS), as well as to support and create new community partnerships.

Part of fostering collaboration between school and community is holding school community forums. Two forums have been held, with a third planned for early 2023, to engage with community members and hear what their thoughts and priorities are on topics ranging from the adequacy of facilities, to annual budget planning, to offerings at the high school. These forums continue to be in-person and virtual and are welcome to all.



craftsbury.ossu.org

For the third consecutive year the boys cross country running team are the Division III State Champions. Congratulations to all athletes and coach Mike Levangie - showing again, that while Craftsbury is a small school it offers big opportunities. We have been gratified to see all of our Craftsbury athletes and coaches across our sports programs bringing talents and teamwork on the fields, snow, and courts. Thanks to all who make it happen.

While a return to a more normal school year is a welcome experience to all it means resources are being more fully utilized. This utilization of resources, along with higher operating costs due to higher than normal rates of inflation, means we're currently working through draft budgets with higher than usual operating cost increases. The school community is grateful for your support in this 193rd year of offering education to Craftsbury's students.

The Prek-12 enrollment this year is 191 students with 33 students tuitioned-in.

Submitted Respectfully by the Craftsbury Town School Board on January 4, 2023.



Working together to be stronger together.

P.O. Box 338 • 157 Daniels Rd., Hardwick, Vermont 05843 • 802.472.6531 • Fax 802.472.6250 • www.ossu.org

DR. DAVID W. BAKER <i>Superintendent of Schools</i>	Brittany Currie <i>Dir. of Finance and Operations</i>	Heather Freeman <i>Dir. of Student Support Services</i>	Amy Massé <i>Dir. of Curriculum and Instruction</i>
---	---	---	---

Dear Orleans Southwest Supervisory Union Communities:

This was my first experience working through the budget process in this supervisory union. Every school board does it a little differently. But what they have in common is the commitment to create a budget that maintains quality programs within the community’s ability to pay. Therein lies the challenge because many of our communities approach affordability in different ways. In the budgets you will find in your Annual Reports of the School Districts, you will see that in many cases the estimated tax rate is either going down or is stabilizing. The effort is to avoid spikes in the tax rate in either direction. I think your boards have accomplished that mission. That said, this was a difficult environment in which to budget. The inflation rate affects every aspect of this budget from salaries to supplies. In one way or another, everything is going up. This should be no surprise; we are all feeling it. But where inflation was topping out at over 8% recently, the boards, including the supervisory union board, were able to keep expenses at or below 7%. This was done without decreasing staff or sacrificing support resources for our most vulnerable students. In fact, the boards were focused on increasing opportunities for all children in our district.

As you look through the budgets you will see increased opportunities in clubs, activities, extracurricular programs, athletics, field trips and the unified arts. The boards, upon the recommendation of administration, also created opportunities for improved coordinated curriculum and instruction across grades PK through 12. While we live in small communities, our students will be facing the challenges of a complex and changing world. So, we have to make sure that the programs we offer prepare them for that future. We want to ensure that every graduating senior has the appropriate foundation to ensure that they are ready for their next step - whatever that may be.

I want to close by saying that my first year in OSSU has been great. It feels so good to be back in the Northeast Kingdom. Our family has been in this area for almost 40 years and this job has felt like coming home. These are great communities with great staff, students, boards, and families. If you ever have any questions or you just want to check in, please reach out to me by email at dbaker@ossu.org.

Sincerely,

Dr. David Baker



Craftsbury Schools Principal's Message 2022

My first year here in Craftsbury, the 2022-2023 school year, has been a very good year so far. Even with a recent winter rise in Covid and flu cases, we have been able to keep our doors open and our students hard at work. Our new staff, which there are quite a few of this year, have been a great addition to our school community and they are doing a wonderful job of providing a safe and engaging place for our students to learn. We have been able to continue the work on the 5-year vision that was put together by our staff and the board a few years ago under Merri Greenia's leadership.

This year we were able to improve our buildings' HVAC systems to improve the air quality for our students. Air quality has been a challenge for us for many years and the challenge was made more acute because of the pandemic. Grant money was able to be utilized to make these improvements for our students and staff. The system will allow us to monitor and manage air quality and temperature remotely and to receive alarms when there is a problem in our system. This will allow us to react more quickly and efficiently to potential problems as they arise to prevent them from becoming larger and more costly problems. We were also able to update and improve our varsity baseball field. This will prepare us for our students coming up who enjoy baseball and have experienced success at the lower grade levels. This update is a new complement to the field improvements we recently made for our softball program.

Our staff has continued to focus their learning on how to support our students' social and emotional well-being. We know that students need to be in the right frame of mind to be ready to learn. We all have had many emotional struggles over the last few years due to the pandemic and our students are no different. In fact, many of our students have had three years of disrupted learning which included missed opportunities to develop strong and healthy social skills with peers. Our staff recognized these challenges in our students and made known the need for and importance of a social-emotional curriculum for our students. Over the previous year, our staff researched and determined that the Second Step curriculum, a curriculum that has been around for over 30 years, would benefit our students. We acquired this curriculum and have implemented it through grade 8 for our students. We have also put more effort into our PBIS systems. This is a methodical system to ensure our students understand what behaviors are expected throughout the school environment through teaching and reteaching the expected behaviors. These two tools, Second Step and PBIS, provide the foundation for our students to engage successfully with their academics. Our staff has worked hard this year on



improving the way we support our students through the Multi-Tiered System of Supports model (MTSS). We are more methodical in our approach this year with the support of our MTSS coordinators to ensure students are appropriately identified who need differentiated instruction or additional help to ensure they are successful academically and/or socially.

Our students continue to take advantage of many opportunities connected with our school. We have students utilizing the town woodlot for outdoor learning activities on a weekly basis. Our athletics programs are running full steam ahead with our cross-country team earning its 3rd consecutive state championship. We have the Craftsbury Outdoor Center continuing to provide our students with the Learn to Ride biking program for our elementary-age students. Our students continue to take advantage of Sterling College's outdoor amenities for team-building activities, and we look forward to expanding our relationship with Sterling in the coming year now that COVID has greatly diminished.

Our school continues to be successful due to Craftsbury's dedication to supporting our students. I look forward to next year and thank you very much for the opportunity to serve Craftsbury's students and staff.

Matt Foster
Principal

FY22 Cash Flow
Craftsbury Town School District

	July-21	August-21	September-21	October-21	November-21	December-21	January-22	February-22	March-22	April-22	May-22	June-22	FY22
Beginning Balance:	492,834.60	880,123.70	415,063.96	1,122,519.71	835,459.43	729,612.64	2,081,720.80	1,974,635.27	1,235,820.46	1,046,861.31	1,700,711.65	1,489,554.58	492,834.60
Receipts - (Add)													
LOCAL SOURCES													
Tuition-Pub VT LEAs-Prek						9,345.15		1,768.00					11,113.15
Tuition-Pub VT LEAs-Secondary					1,700.00	214,200.00	42,500.00	23,800.00	1,700.00	265,200.00	24,208.00		573,308.00
Invest Interest Earned					678.06	1,190.29	1,797.17	1,342.83	1,011.16	803.30	1,460.69	1,508.79	12,144.02
Food Serv-Sales to Stc	633.54	544.87	310.48	862.84	825.80								825.80
Food Serv-Sales to Adults			977.00		261.00	556.25	516.00	315.00	530.00	668.50	758.35	267.15	4,849.25
Food Serv-Other Local			144.50		28.00	79.25	67.75	54.50		33.15			556.15
Admissions													
Other Revenues-Rentals						100.00	100.00						200.00
Serv to Pub VT LEAs						3,710.43	1,735.84	867.80	1,735.60	1,735.60	1,301.70	867.80	10,220.17
Misc Other Local Revenue	7,322.90	6,012.32	100.00	13,675.45	85,262.77	25,399.23	5,650.44	32,232.14	330.72	1,021.12	22,621.13	89,457.49	289,065.71
SUBGRANTS-OSSU													
St School Lunch Match													
St CN Breakfast													
St Addl Breakfast Reimb													
Fed School Lunch													
Fed Sch Bkfst/StartUp													
St Reduced Lunch													
Other Subgrt													
Fed Summer Food Serv													
Food Service Revenue				15,480.52		13,870.87	12,919.46	12,115.50	14,412.84	8,078.05	15,396.36	11,539.79	109,813.39
STATE SOURCES													
Education-Spending Grant			856,442.00			1,456,441.00							
Tech Center on Behalf Payments													
Small Schools Grant													
Reimburs-Drivers Ed			45,821.00			45,820.00							137,461.00
Tech Ed-Transportation			1,073.88			4.66							3,035.66
High School Completer									781.00				
FEDERAL SOURCES					400.00			400.00					800.00
Cash Lieu Cmndities													
OTHER SOURCES													
Adjustments to Prior Year		2,309.29											
Voided checks & chargebacks													
Tax Anticipation Note	450,000.00						46,882.22						
Grants	2,615.21	5,000.00				846.74		2,887.28	510.90	14,934.79	4,858.35	8,644.89	49,703.41
Less Recording to Further	(550.17)	(134.60)	(112.69)	(99.50)		118.03			5,288.12	16,341.65			45,541.81
Total Receipts:	460,021.48	13,731.88	904,756.17	38,826.75	88,329.83	1,767,971.47	114,124.47	76,652.09	28,667.68	1,030,106.23	70,604.58	130,850.85	4,774,648.49
Disbursements - (Subtract)													
CURRENT EXPENSES													
Payroll Warrants	39,978.66	25,594.36	121,952.83	183,007.96	130,340.76	127,112.47	120,321.89	118,381.67	118,941.10	189,473.58	121,231.59	324,946.29	1,620,922.16
Vendor Warrants	25,888.20	45,630.01	74,688.72	141,992.33	61,686.52	288,012.90	145,599.99	637,459.50	93,776.68	181,923.96	154,735.68	645,136.81	2,903,541.30
Auto-Debit for H.R.A./M.S.A./F.S.A	6,855.52	567.25	658.87	846.74	2,146.34	737.94	5,268.12	5,625.73	5,309.06	4,858.35	5,794.38	2,850.51	45,541.81
Total Disbursements:	72,732.38	478,791.62	197,300.42	325,887.03	194,176.62	415,863.31	271,210.00	765,466.90	217,626.84	376,255.89	281,761.65	972,932.61	4,570,005.27
Ending Cash Balance:	880,123.70	415,063.96	1,122,519.71	835,459.43	729,612.64	2,081,720.80	1,924,635.27	1,235,820.46	1,046,861.31	1,700,711.65	1,489,554.58	647,472.82	647,472.82

Syrette Brown, Treasurer

Craftsbury FY24 Proposed Budget by Function

FUNCTION	FUNCTION DESCRIPTION	FY21 ACTUAL	FY22 BUDGET	FY22 ACTUAL	FY23 BUDGET	FY24 PROPOSED	Variance \$	Variance (%)
1101	Direct Instruction	\$ 1,569,456.55	\$ 1,708,322.65	\$ 1,631,879.77	\$ 1,673,733.62	\$ 1,764,841.87	\$ 91,108.25	5.44%
1102	Math Dept	\$ -	\$ 1,500.00	\$ -	\$ 9,250.00	\$ 9,250.00	\$ -	0.00%
1103	English Dept	\$ 2,627.09	\$ 3,000.00	\$ 857.85	\$ 2,600.00	\$ 2,600.00	\$ -	0.00%
1104	Music Dept	\$ -	\$ 3,200.00	\$ 1,790.50	\$ 2,700.00	\$ 2,850.00	\$ 150.00	5.56%
1105	PE Dept	\$ -	\$ 1,000.00	\$ 579.13	\$ 750.00	\$ 750.00	\$ -	0.00%
1106	Art Dept	\$ -	\$ 1,200.00	\$ 1,936.71	\$ 1,000.00	\$ 3,000.00	\$ 2,000.00	200.00%
1107	World Language Dept	\$ -	\$ 1,000.00	\$ 575.95	\$ 1,000.00	\$ 2,000.00	\$ 1,000.00	25.00%
1108	Science Department	\$ 1,936.84	\$ 2,500.00	\$ 1,507.39	\$ 1,500.00	\$ 2,000.00	\$ 500.00	33.33%
1109	Social Studies Department	\$ 365.18	\$ 2,000.00	\$ 462.68	\$ 1,750.00	\$ 3,250.00	\$ 1,500.00	85.71%
1111	Driver Education Department	\$ 789.18	\$ 14,482.91	\$ 880.29	\$ 12,194.04	\$ 8,732.25	\$ (3,461.79)	-28.39%
1301	Vocational Education	\$ 32,162.00	\$ 85,829.93	\$ 83,555.66	\$ 82,443.20	\$ 63,403.20	\$ (19,040.00)	-23.09%
1401	Athletics	\$ 52,010.13	\$ 60,970.27	\$ 70,448.91	\$ 78,652.58	\$ 114,293.04	\$ 35,640.46	45.31%
1501	Co-Curricular	\$ 13,604.58	\$ 21,519.71	\$ 14,871.15	\$ 22,074.64	\$ 27,623.63	\$ 5,548.99	25.14%
2120	Guidance Services	\$ 137,462.10	\$ 134,348.29	\$ 142,747.96	\$ 151,606.91	\$ 165,045.23	\$ 13,438.32	8.86%
2131	Health Services	\$ 1,015.26	\$ 2,100.00	\$ 1,171.59	\$ 3,698.00	\$ 4,700.00	\$ 1,002.00	27.10%
2151	Spch Pathlg/Audlgly Serv	\$ 23,291.43	\$ -	\$ -	\$ -	\$ -	\$ -	0.00%
2152	Speech Pathology	\$ -	\$ 12,511.79	\$ 492.53	\$ 26,169.32	\$ -	\$ (26,169.32)	100.00%
2190	Other Support Serv-Stu	\$ -	\$ 32,207.99	\$ 24,894.94	\$ 25,753.58	\$ 89,763.73	\$ 64,010.15	100.00%
2219	Other Instruct Improve	\$ 1,620.46	\$ 4,262.83	\$ 9,502.12	\$ 10,699.34	\$ 14,661.99	\$ 3,962.65	37.04%
2220	Library/Media Services	\$ 69,740.94	\$ 81,204.69	\$ 74,112.19	\$ 81,426.47	\$ 88,912.80	\$ 7,486.33	9.19%
2230	Technology fr Instruct	\$ -	\$ -	\$ -	\$ -	\$ 750.00	\$ 750.00	0.00%
2290	Other Supp Srv-Instruct Sff	\$ -	\$ -	\$ -	\$ -	\$ 3,100.00	\$ 3,100.00	0.00%
2311	Board of Education	\$ 1,428.85	\$ 2,494.63	\$ 3,947.54	\$ 2,421.98	\$ 4,276.49	\$ 1,854.51	76.57%
2313	Board Treasurer	\$ 5,482.27	\$ 4,997.50	\$ 5,424.19	\$ 5,434.54	\$ 3,280.56	\$ (2,153.98)	-39.63%
2315	Legal Services	\$ 14,461.75	\$ 10,000.00	\$ 844.00	\$ 5,000.00	\$ 5,000.00	\$ -	0.00%
2410	Office of the Principal	\$ 242,505.69	\$ 259,251.62	\$ 272,965.23	\$ 263,736.54	\$ 279,390.94	\$ 15,654.40	5.94%
2490	Other Supp Serv-Schl Admin	\$ -	\$ -	\$ -	\$ -	\$ 113,299.49	\$ 113,299.49	0.00%
2510	Fiscal Services	\$ 324.23	\$ 6,000.00	\$ 3,814.52	\$ 5,000.00	\$ 8,500.00	\$ 3,500.00	70.00%
2560	Public Information Services	\$ -	\$ -	\$ -	\$ -	\$ 12.80	\$ 12.80	0.00%
2580	Administrative/Technology Services	\$ 1,246.00	\$ 2,500.00	\$ 560.85	\$ 2,500.00	\$ 2,500.00	\$ -	0.00%
2590	Other Supp Serv-Ctrl Serv	\$ 718,442.00	\$ 749,832.78	\$ 748,610.00	\$ 760,552.00	\$ 810,776.97	\$ 50,224.97	6.60%
2610	Operation of Buildings	\$ 133,850.21	\$ 150,351.00	\$ 118,459.99	\$ 160,165.44	\$ 157,983.00	\$ (2,182.44)	-1.36%
2620	Maintenance of Buildings	\$ 6,549.46	\$ 4,000.00	\$ 22,597.32	\$ 7,250.00	\$ 12,500.00	\$ 5,250.00	72.41%
2630	Care and Upkeep of Grounds	\$ 10,800.00	\$ 13,000.00	\$ 19,257.42	\$ 20,800.00	\$ 20,750.00	\$ (50.00)	-0.24%
2640	Care and Upkeep of Equipment	\$ 1,270.38	\$ -	\$ -	\$ 1,250.00	\$ -	\$ (1,250.00)	-100.00%
2660	Security	\$ -	\$ -	\$ 659.94	\$ -	\$ 500.00	\$ 500.00	0.00%
2670	Safety	\$ 4,437.50	\$ -	\$ 4,780.60	\$ 4,750.00	\$ 4,250.00	\$ (500.00)	-10.53%
2680	Other Op/Maint of Plant	\$ 195,725.11	\$ 223,130.30	\$ 227,919.83	\$ 233,666.09	\$ 160,943.43	\$ (73,722.65)	-31.12%
2711	Resident-Students	\$ -	\$ 2,000.00	\$ -	\$ -	\$ -	\$ -	0.00%
2715	Field Trips-Edu Related	\$ 660.00	\$ 13,000.00	\$ 4,695.00	\$ 11,500.00	\$ 11,500.00	\$ -	0.00%
2716	Extra/Co-Curricular	\$ 14,170.00	\$ 23,000.00	\$ 27,097.24	\$ 22,600.00	\$ 30,000.00	\$ 7,400.00	32.74%
3100	Food Services Operations	\$ 115,037.06	\$ 112,097.10	\$ 120,864.31	\$ 72,050.00	\$ 89,804.85	\$ 17,754.85	24.64%
4300	Architect/Engineering	\$ -	\$ -	\$ 579.86	\$ 17,700.00	\$ -	\$ (17,700.00)	-100.00%
4500	Building Acquire/Construct	\$ -	\$ -	\$ -	\$ 5,000.00	\$ -	\$ (5,000.00)	-100.00%
5020	Debt Serv-Cap Construct	\$ 317,500.00	\$ 317,500.00	\$ 317,500.00	\$ 317,500.00	\$ 317,500.00	\$ -	0.00%
5210	Adjustment to Prior Year	\$ 1,426.99	\$ -	\$ -	\$ -	\$ -	\$ -	0.00%
5390	Fund Transfers	\$ 127,254.00	\$ -	\$ 87,669.50	\$ -	\$ -	\$ -	0.00%
Grand Total		\$ 3,818,653.24	\$ 4,059,065.98	\$ 4,050,514.66	\$ 4,107,878.28	\$ 4,403,546.26	\$ 295,667.98	7.20%

**Craftsbury Town School District
FY24 Proposed Revenue Budget**

	FY21 Actual	FY22 Actual	FY23 Budget	FY24 Proposed	Variance (\$)	Variance (%)
Tuition-Students		\$ 17,000.00			\$ -	0.00%
Tuition-Pub VT LEAs-Prek	\$ 6,029.76	\$ 21,721.15	\$ 7,312.00	\$ 11,292.00	\$ 3,980.00	54.43%
Tuition-Pub VT LEAs-Elementary	\$ 12,500.00		\$ 28,000.00	\$ 28,000.00	\$ -	0.00%
Tuition-Pub VT LEAs-Secondary	\$ 524,214.72	\$ 550,800.00	\$ 564,400.00	\$ 408,000.00	\$ (156,400.00)	-27.71%
Invest Interest Earned	\$ 187.09	\$ 11,914.44	\$ 6,000.00	\$ 16,000.00	\$ 10,000.00	166.67%
Food Serv-Sales to Stu	\$ -		\$ 18,000.00	\$ 18,000.00	\$ -	0.00%
Food Serv-Sales to Adlts	\$ 4,256.00	\$ 4,645.20	\$ 4,500.00	\$ 4,650.00	\$ 150.00	3.33%
Food Serv-Othr Local	\$ 45.00	\$ 1,620.50	\$ 200.00	\$ 1,650.00	\$ 1,450.00	725.00%
Other Revenues-Rentals	\$ 1,000.00	\$ 1,200.00	\$ 1,200.00	\$ 1,200.00	\$ -	0.00%
Contributions/Donations		\$ 899.77		\$ -	\$ -	0.00%
Serv to Pub VT LEAs	\$ 34,887.64	\$ 11,087.84	\$ -	\$ -	\$ -	0.00%
Refund of PY Expenditure		\$ 119,713.38		\$ -	\$ -	0.00%
Misc Other Local Revenue	\$ 1,726.93	\$ 1,628.77	\$ 1,500.00	\$ 1,500.00	\$ -	0.00%
Admissions	\$ -		\$ 1,250.00	\$ -	\$ (1,250.00)	-100.00%
Total Local Sources	\$584,847.14	\$742,231.05	\$632,362.00	\$490,292.00	\$ (142,070.00)	-22.47%
St School Lunch Match	\$ 956.47	\$ 1,152.82	\$ -	\$ -	\$ -	0.00%
St CN Breakfast	\$ 284.10	\$ 310.22	\$ -	\$ -	\$ -	0.00%
SG: Child Nutrition Seamless Summer Option	\$ -	\$ 126,553.25	\$ -	\$ -	\$ -	0.00%
Othr Subgrt	\$ -	\$ 4,931.19	\$ -	\$ -	\$ -	0.00%
Fed Summer Food Serv	\$ 107,581.47		\$ -	\$ -	\$ -	0.00%
Total SUBGRANTS-OSSU	\$108,822.04	\$132,947.48	\$0.00	\$0.00	\$0.00	0.00%
Education Spending Grant	\$2,895,286.00	\$ 2,981,926.00	\$ 3,200,916.73	\$ 3,599,687.57	\$ 398,770.84	12.46%
Tech Center on Behalf Payments	\$ 32,162.00	\$ 42,950.00	\$ 42,369.05	\$ 36,217.08	\$ (6,151.97)	-14.52%
Small Schools Grant	\$ 137,086.00	\$ 137,461.00	\$ 137,461.00	\$ 137,461.00	\$ -	0.00%
Reimburs-Drivers Ed	\$ -	\$ 3,035.66	\$ 1,500.00	\$ 3,000.00	\$ 1,500.00	100.00%
High School Completion	\$ -	\$ 16,194.00	\$ -	\$ 15,000.00	\$ 15,000.00	0.00%
Total State Sources	\$3,064,534.00	\$3,181,566.66	\$3,382,246.78	\$3,791,365.65	\$409,118.87	12.10%
Commodities	\$ 5,432.15	\$ 6,796.84	\$ 5,600.00	\$ 6,800.00	\$ 1,200.00	21.43%
Total Federal Sources	\$5,432.15	\$6,796.84	\$5,600.00	\$6,800.00	\$1,200.00	21.43%
Adjustments to Prior Year	\$ 19,088.32	\$ 2,226.00	\$ -	\$ -	\$ -	0.00%
TRNSFRS fr Rsrv	\$ -		\$ 87,669.50	\$ 115,088.62	\$ 27,419.11	31.28%
Total Other Sources	\$19,088.32	\$2,226.00	\$87,669.50	\$115,088.62	\$27,419.11	31.28%
TOTAL REVENUE	\$ 3,782,723.65	\$ 4,065,768.03	\$ 4,107,878.28	\$ 4,403,546.26	\$ 295,667.98	7.20%
Offsetting Local Revenue	\$ 855,275.65	\$ 1,040,892.03	\$ 864,592.50	\$ 767,641.62	\$ (96,950.88)	-11.21%
Education Fund Needed	\$ 2,927,448.00	\$ 3,024,876.00	\$ 3,243,285.78	\$ 3,635,904.65	\$ 392,618.87	12.11%

Orleans Southwest Supervisory Union
CRAFTSBURY

Proposed FY24 Budget

FY24 Estimated Tax Rate

Act 68 Tax Factors	
Expenditures	4,438,017
Changes From Draft 1.0	(34,471)
Total Expenditures	4,403,546
- Offsetting Revenue	767,842
(3) Act 68 Education Spending	3,635,905
(4) Equalized Pupils	160.18
(5) Education Spending Per Pupil Cost	22,698.87
Less exclusions	2,114
THRESHOLD PENALTY	20,584.83
Adjusted PP spending	22,698.87
Ed Spending Per Eq Pupil Used for Tax Rate	22,698.87
Equalized Residential Tax Rate	1.4664
(6) Preliminary Equalized Tax Rate	1.4664
Equalized Non-Residential Rate	1.3860

FY 24 ESTIMATE

NO PENALTY

Yield Amount (using \$1.00 base rate)		15,479		Tax Letter		Yield model	
Income Yield	17,800	2%	Tax Letter	Yield model			
Income Cap Percent	2%	Tax Letter	Yield model				
VT Residential rate	1.0000	Tax Letter	Yield model				
VT Non-Residential rate	1.3860	Tax Letter	Yield model				

FY24 FIGURES

FY24	PER PUPIL OVER/(UNDER)	TOTAL AMOUNT OVER/(UNDER)
\$22,204	-\$1,619.17	-\$259,358.07

\$	85.24	Increase on \$100,000 home
\$	1,675.54	Total tax on \$100,000 home

CRAFTSBURY	
Preliminary Equalized Tax Rate	1.4664
(7) (MAS 94.87% Prior Year)	87.52% FY24
(8) FY24 Homestead (Actual) Tax Rate	1.6755 AFTER CLA
FY23 Homestead (Actual) Tax Rate	1.5903 AFTER CLA
(9) FY24 Homestead Incr(Decr) over FY21	0.0852 AFTER CLA
FY24 Income Yield	2.58%

FY23 CRAFTSBURY Ed Sp per Eq Pupil	20,086.35
FY24 CRAFTSBURY Ed Sp per Eq Pupil	22,698.87
(10) % Increase in Ed Sp per Eq Pupil	13.01%

**OSSU & Member School Districts
Tax Rate Calculation Description**

Row	Explanation
1	Total Expenditures represents the money spent to operate all school district programs, functions, and services.
2	Local Revenues represents non-property income tax revenue.
3	Education Spending (ES) is row #1 minus row #2. It represents the amount to come from the State Education Fund.
4	Equalized Pupils (EP) represents the average of the district's students for the prior two years, weighted based on a variety of factors, such as for PreK, poverty, English Language Learner (ELL), and secondary students.
5	Educational Spending (ES) per Equalized Pupil (EP) is row #3 divided by row #4.
6	Equalized Homestead Tax Rate is the District Spending Adjustment (row #6) multiplied by the base tax rate of \$1.00. It represents the homestead tax rate that is equalized across all towns based on each town's level of spending.
7	Common Level of Appraisal (CLA) represents the relationship of each town's grand list is to market value. 100% means that a town's grand list is at market value. The CLA is calculated by the state based on actual property sales in a community throughout the year and is used in the tax calculation to represent fairness across all towns in the state.
8	Actual Homestead Tax Rate is row #7 divided by row #8 and represents what the homestead education property tax is that will appear on each town's property tax bill.
9	Homestead Tax Rate Increase (Decrease) over the previous year's tax rate.
10	Percent Increase (Decrease) of Education Spending per Equalized Pupil over the previous year.

Total tax amounts are as shown for properties assessed at \$100,000 assuming no income sensitivity adjustment.

Please understand that these calculations are estimates since the legislature has not yet set the final property yield

**Craftsbury School District
Budget Notes
FY24 (2023-2024)**

With your continued support of Craftsbury Schools and our budget, the Board and its staff continue to improve the education of our greatest resource, our children.

The proposed FY24 budget brings an estimated increase of \$0.0852 in the actual homestead tax rate for our homesteads.

Craftsbury's estimated Actual Homestead tax rate is \$1.6755 per \$100 of assessed home value, an increase of \$0.0852. This translates to an estimated increase of \$85.24 on a house valued at \$100,000.

Some points of interest that affect this budget include the following:

REVENUES

- Tuition broken out by levels; projecting total of 3FTE preschool tuition students, 2FTE elementary tuition students, and 24FTE secondary tuition students. Overall tuition revenue decrease of \$152,400.
- Interest Revenue increase by \$10,000 due to consolidating all bank accounts to one central location and investing in an ICS bank account with higher interest rates.
- Increase in High School Completion Revenue of \$15,000.
- Half of the FY22 budget surplus was applied to the FY24 budget: \$115,089. The other half is proposed to put into the building maintenance fund. This was an increase of revenue of \$27,419 from FY23.

EXPENSES

- This budget continues to preserve all academic programs and staffing.
- This budget adds a 1.0 FTE Assistant Principal to help support all levels of school.
- This budget increases the AD position from a 0.5FTE to a 0.8FTE position.
- This budget has a total of 3.0FTE custodial positions to cover all buildings.
- This budget increases the total Athletics budget by 45.31% or \$35,641. Some items added were a Bowling Coach, 1 additional Cross-Country coach, Elementary soccer coach, and Varsity & Middle Level boys Baseball coaches.
- This budget increases the total Co-curricular budget by 25.14% or \$5,549 to include a stipend for an Activities Coordinator.
- This budget support the Elementary school Administrative Assistant increasing to 8 hours per day.
- This budget supports an increase in Art Supplies by \$2,000
- This budget supports a \$2,000 increase in AP course books.
- This budget supports a \$1,900 increase in instructional staff training.
- There was a 12% cost increase in health insurance absorbed in this FY23 budget.

SUMMARY

- Total expenditures are up \$295,668
- Local Revenues are down (\$96,951).
- This results in a \$392,619 increase in Education Spending.
- Equalized Pupils are down 1.72.
- Education Spending per Equalized Pupil is increasing 13.01%.
- CLA decreased 7.35%, causing a \$0.12 tax increase alone.
- All of this contributes to the increase in the tax rate which can be better understood by following the tax impact calculations and explanations.

Voters are encouraged to review the 2021-2022 Craftsbury Town School Report to learn more about the educational programming and goals that will be supported by this budget.

District: Craftsbury SU: Orleans Southwest		T055 Orleans County		Property value: equivalent yield	← See bottom note	Homestead tax rate: per \$1,000 of spending per equalized pupil
				15.479		1.00
				17.600		
						Income/Equivalent yield per 2.0% of household income
Expenditures		FY2021	FY2022	FY2023	FY2024	
1	Budget (local budget, including special programs, full technical center expenditures, and any Act 144 expenditures)	\$4,014,956	\$4,059,066	\$4,109,542	\$4,403,546	1.
2	plus Sum of separately warned articles passed at town meeting	-	-	-	-	2.
3	minus Act 144 Expenditures, to be excluded from Education Spending (Manchester & West Windsor only)	NA	NA	NA	NA	3.
4	Locally adopted or warned budget	\$4,014,956	\$4,059,066	\$4,109,542	\$4,403,546	4.
5	plus Obligation to a Regional Technical Center School District if any	-	-	-	-	5.
6	plus Prior year deficit repayment of deficit	-	-	-	-	6.
7	Total Expenditures	\$4,014,956	\$4,059,066	\$4,109,542	\$4,403,546	7.
8	S.U. assessment (included in local budget) - informational data	\$718,442	\$748,610	\$780,592	\$810,777	8.
9	Prior year deficit reduction (included in expenditure budget) - informational data	-	-	-	-	9.
Revenues						
10	Offsetting revenues (categorical grants, donations, tuitions, surplus, etc., including local Act 144 tax revenues)	\$1,087,508	\$1,034,190	\$864,592	\$767,642	10.
11	plus Capital debt aid for eligible projects pre-existing Act 60	-	-	-	-	11.
12	minus All Act 144 revenues, including local Act 144 tax revenues (Manchester & West Windsor only)	NA	NA	NA	NA	12.
13	Offsetting revenues	\$1,087,508	\$1,034,190	\$864,592	\$767,642	13.
14	Education Spending	\$2,927,448	\$3,024,876	\$3,244,950	\$3,635,904	14.
15	Equalized Pupils	158.92	182.66	181.55	190.18	15.
16	Education Spending per Equalized Pupil	\$18,420.89	\$18,596.31	\$20,086.35	\$22,698.86	16.
17	minus Less ALL net eligible construction costs (or P&J) per equalized pupil	-	\$1,951.92	\$1,965.34	\$1,662.15	17.
18	minus Less share of SpEd costs in excess of \$60,000 for an individual (per eqpup)	\$43.98	\$46.92	-	-	18.
19	minus Less amount of deficit if deficit is SOLELY attributable to tuitions paid to public schools for grades the district does not operate for new students who moved to the district after the budget was passed (per eqpup)	-	-	-	-	19.
20	minus Less SpEd costs if excess is solely attributable to new SpEd spending if district has 20 or fewer equalized pupils (per eqpup)	-	-	-	-	20.
21	minus Estimated costs of new students after census period (per eqpup)	-	-	-	-	21.
22	minus Total tuitions if tuitioning ALL K-12 unless electorate has approved tuitions greater than average announced tuition (per eqpup)	-	-	-	-	22.
23	minus Less planning costs for merger of small schools (per eqpup)	-	-	-	-	23.
24	minus Teacher retirement assessment for new members of Vermont State Teachers' Retirement System on or after July 1, 2015 (per eqpup)	-	\$58.29	\$95.48	\$131.60	24.
25	minus Costs incurred when sampling drinking water outlets, implementing lead remediation, or retesting	-	\$58.29	\$95.48	-	25.
26	plus Excess spending threshold	\$18,756.00	\$18,789.00	\$19,997.00	\$22,204.00	26.
27	plus Excess Spending per Equalized Pupil over threshold (if any)	-	2 Year suspension	2 Year suspension	suspended thru FY20	27.
28	plus Per pupil figure used for calculating District Equalized Tax Rate	\$18,421	\$18,596	\$20,086	\$22,698.86	28.
29	minus District spending adjustment (minimum of 100%)	187.493%	184.322%	150.866%	146.643%	29.
		based on yield \$10,883	based on yield \$11,317	based on \$13,314	based on \$15,408	
30	Prorating the local tax rate	\$1,6749	\$1,6432	\$1,5087	\$1,4664	30.
	Anticipated district equalized homestead tax rate (to be prorated by line 30) [(22,698.86 + (\$15,479 / \$1,000))	based on \$1.00	based on \$1.00	based on \$1.00	based on \$1.00	
31	Percent of Craftsbury equalized pupils not in a union school district	100.00%	100.00%	100.00%	100.00%	31.
32	Portion of district eq homestead rate to be assessed by town (100.00% x \$1.47)	\$1,6749	\$1,6432	\$1,5087	\$1,4664	32.
33	Common Level of Appraisal (CLA)	97.22%	97.44%	94.87%	87.52%	33.
34	Portion of actual district homestead rate to be assessed by town (\$1,4664 / 87.52%)	\$1,7228	\$1,6864	\$1,5903	\$1,6765	34.
		based on \$1.00	based on \$1.00	based on \$1.00	based on \$1.00	
35	Anticipated income cap percent (to be prorated by line 30) [(\$22,698.86 + \$17,600) x 2.00%]	2.72%	2.70%	2.52%	2.58%	35.
		based on 2.00%	based on 2.00%	based on 2.00%	based on 2.00%	
36	Portion of district income cap percent applied by State (100.00% x 2.58%)	2.72%	2.70%	2.52%	2.58%	36.
		based on 2.00%	based on 2.00%	based on 2.00%	based on 2.00%	
37	#/NA	-	-	-	-	37.
38	#/NA	-	-	-	-	38.

If the district belongs to a union school district, this is only a **PARTIAL** homestead tax rate. The tax rate shown represents the estimated portion of the final homestead tax rate due to spending for students who do not belong to a union school district. The same holds true for the income cap percentage.

Following current statute, the Tax Commissioner recommended a property yield of \$15,479 for every \$1.00 of homestead tax per \$100 of equalized property value, an income yield of \$17,600 for a base income percent of 2.0%, and a non-residential tax rate of \$1,366. These figures use the estimated \$64,000,000 surplus from the Education Fund. New and updated data will likely change the proposed property and income yields and perhaps the non-residential rate.
 - Final figures will be set by the Legislature during the legislative session and approved by the Governor.
 - The base income percentage cap is 2.0%.

**Craftsbury Town School District
2021-2022 Employee Report**

This is a comprehensive list of all contracted employee earnings for the fiscal year

Name	Description	FTE	Position		Contract Amount	FLT Amount	Stipend Amount	Total
			Days					
Baggett, William C	English Language Arts Teacher	1.00	185		\$ 42,109.00	\$ -	\$ 682.86	\$ 42,791.86
Bjerke, Ryan	Facilities Manager	1.00	261		\$ 68,209.69	\$ -	\$ 10,000.00	\$ 78,209.69
Coffin, Edna I	Food Service Assistant	0.63	192		\$ 17,275.20	\$ -	\$ 630.00	\$ 17,905.20
Considine, Alana	World Language	1.00	185		\$ 55,171.00	\$ -	\$ -	\$ 55,171.00
DeLuca, Caitlin M	Admin Asst/Registrar	1.00	192		\$ 25,602.15	\$ -	\$ -	\$ 25,602.15
Donna, Joseph J	Custodian	0.50	125		\$ 8,641.82	\$ -	\$ -	\$ 8,641.82
Dutton, Jean E	Math Coach	0.08	185		\$ 5,708.16	\$ -	\$ -	\$ 5,708.16
Dutton, Jean E	Math Interventionist	0.32	185		\$ 22,832.64	\$ -	\$ -	\$ 22,832.64
Fogg, Margaret F	Grade 2	1.00	185		\$ 67,940.00	\$ 900.00	\$ -	\$ 68,840.00
Garske, William James III	Math	1.00	185		\$ 42,109.00	\$ -	\$ 4,000.00	\$ 46,109.00
Greenia, Merri A	Principal	1.00	261		\$ 105,881.00	\$ 5,718.75	\$ -	\$ 111,599.75
Grossman, Hallie M	Long Term Substitute - English	0.50	27		\$ 2,845.22	\$ 150.00	\$ -	\$ 2,995.22
Guebara, Sally E	Guidance Counselor	1.00	185		\$ 71,352.00	\$ 768.75	\$ 3,180.47	\$ 75,301.22
Hess, Charles R Jr.	Driver Education	0.20	9		\$ 2,722.23	\$ 1,312.50	\$ 3,346.85	\$ 7,381.58
Higgins, Julie T	Grade 3	1.00	185		\$ 55,171.00	\$ -	\$ -	\$ 55,171.00
Holbrook, Hillarie A	Grade 3	1.00	185		\$ 51,467.00	\$ 1,837.50	\$ 1,680.47	\$ 54,984.97
Langdeau, Sydney Jeannette	Middle School Language Arts	1.00	185		\$ 40,550.00	\$ -	\$ -	\$ 40,550.00
Linck, Jennifer	Library & Media Specialist	0.80	185		\$ 50,375.20	\$ -	\$ -	\$ 50,375.20
Lyon, Tina C	Grade 5	1.00	185		\$ 67,940.00	\$ 4,687.50	\$ -	\$ 72,627.50
Mesa, Valerie	Kindergarten	1.00	185		\$ 57,998.00	\$ 937.50	\$ -	\$ 58,935.50
Miller, Sarah S	World Language	0.60	185		\$ 34,974.00	\$ 2,587.50	\$ -	\$ 37,561.50
Prouty, Dana N	Music	1.00	185		\$ 40,550.00	\$ -	\$ -	\$ 40,550.00
Reed, Megan E.	Science	1.00	185		\$ 63,554.00	\$ -	\$ 750.00	\$ 64,304.00
Shore, Jacob E	Social Studies	1.00	185		\$ 43,669.00	\$ 1,612.50	\$ -	\$ 45,281.50
Silva, Gabriela V	Athletic Director	0.50	185		\$ 21,054.50	\$ 356.25	\$ 1,000.00	\$ 22,410.75
Silva, Gabriela V	Physical Education	0.50	185		\$ 21,054.50	\$ 356.25	\$ 1,000.00	\$ 22,410.75
Simonson, Charles T Jr	Custodian	1.00	261		\$ 33,803.83	\$ -	\$ -	\$ 33,803.83
Smith, Joseph D	Art	1.00	185		\$ 40,550.00	\$ -	\$ -	\$ 40,550.00
Tourangeau, Darrin A	Custodian	1.00	261		\$ 37,401.09	\$ -	\$ -	\$ 37,401.09
Tuthill, Terry Lee	Long Term Substitute - English	0.50	27		\$ 3,869.46	\$ 150.00	\$ -	\$ 4,019.46
VantWinkle, Nancy E	Middle School Math	1.00	185		\$ 51,467.00	\$ 168.75	\$ -	\$ 51,635.75
Walcykowski, Jane A	Middle School Science & Social Studies	1.00	185		\$ 63,261.00	\$ -	\$ -	\$ 63,261.00
Williams, Cheryl M	Grade 1	1.00	185		\$ 67,940.00	\$ 5,437.50	\$ -	\$ 73,377.50
Willis-Powell, Cora M	Executive Assistant	1.00	261		\$ 39,525.40	\$ -	\$ -	\$ 39,525.40
Wright, Fay H	Food Service manager	1.00	197		\$ 29,219.04	\$ -	\$ -	\$ 29,219.04
Total					\$ 1,453,793.13	\$ 26,981.25	\$ 26,270.65	\$ 1,507,045.03

CRAFTSBURY SCHOOL SUMMARY SHEET FOR 3/1/22

ARTICLE 1. MODERATOR (1 YEAR TERM):	
JEANNINE A YOUNG	361
WRITE IN	9
OVERVOTES	5
BLANK	40
TOTAL	415

ARTICLE 1. SCHOOL DISTRICT TREASURER (1 YEAR TERM):	
YVETTE R BROWN	333
WRITE IN	39
OVERVOTES	3
BLANK	40
TOTAL	415

ARTICLE 1. SCHOOL DISTRICT CLERK (1 YEAR TERM):	
YVETTE R BROWN	338
WRITE IN	32
OVERVOTES	2
BLANK	43
TOTAL	415

ARTICLE 2. SCHOOL DISTRICT OFFICER (3 YEAR TERM):	
STARK BIDDLE	47
CAREY CROZIER	36
MARK ROYAN	104
ANNA SCHULZ	186
WRITE INS	4
OVERVOTES	14
BLANK	24
TOTAL	415

ARTICLE 2. SCHOOL DISTRICT OFFICER (2 YEAR TERM):	
MICHELLE MENARD	351
WRITE INS	14
OVERVOTES	3
BLANK	47
TOTAL	415

ARTICLE 2. SCHOOL DISTRICT OFFICER (1 YEAR OF A 3 YEAR TERM):	
GEOFFREY BOK	115
CEDAR HANNAN	245
WRITE INS	6
OVERVOTES	2
BLANK	47
TOTAL	415

CRAFTSBURY SCHOOL SUMMARY SHEET FOR 3/1/22

ARTICLE 3. To see if the voters of the school district will authorize the following salaries to be paid for the officers and directors of the school district District Treasurer \$4997.50, School Board Chair \$00.00, School Board Member \$00.00, District Clerk \$00.00

YES	314
NO	58
OVERVOTES	0
BLANK	43
TOTAL	415

ARTICLE 4. Shall the voters of the school district authorize the school board to transfer \$87,669.50 of unobligated year end fund balances as of June 30,2021 to a reserve fund established pursuant to Title 24, Section 2804 to be used for building maintenance and repairs

YES	360
NO	35
OVERVOTES	0
BLANK	20
TOTAL	415

ARTICLE 5. Shall the voters of the school district approve the school board to expend \$4,107,878, which is the amount the school board has determined to be necessary for the ensuing fiscal year? It is estimated that this proposed budget, if approved, will result in education spending of \$20,033 per equalized pupil. This projected spending per equalized pupil is 7.72% higher than spending for the current year.

YES	287
NO	112
OVERVOTES	0
BLANK	16
TOTAL	415

ARTICLE 6. To see if the voters of the school district will authorize the school board to borrow money in anticipation of state revenues?

YES	338
NO	59
OVERVOTES	0
BLANK	18
TOTAL	415



**ORLEANS SOUTHWEST
SUPERVISORY UNION**

FISCAL YEAR 2024

Supervisory Union Shared Services Budget

*OSSU is an educational services, planning,
and administrative unit serving six towns
and five school districts.*



TOWN SHOOOL DISTRICTS

CRAFTSBURY
STANNARD
WOLCOTT

UNION SHOOOL DISTRICTS

HAZEN UNION
ORLEANS SOUTHWEST
UNION ELEMENTARY

BOARD MEMBERS

KASEY ALLEN
CHRISTOPHER CASEY
STEVEN FREIHOFNER
SAMANTHA FRIEND
CEDAR HANNAN
TIM METAYER
ANDREW MEYER
JARED NUNERY
ANN PELTZ
VINCE RAZIONALE
JULIE SWANK
GORDON YOUNG
ELLIOT WARING

ossu.org



OSSU Board Letter

The Orleans Southwest Supervisory Union School (OSSU) Board works at a high-level, across all our school districts, to ensure that all our schools are upholding the district's mission to empower students with the knowledge, skills, and dispositions to be college and career ready and become successful, responsible and contributing members of both local and global society.

This year, we welcomed a new Superintendent, Dr. David Baker, and thus far his leadership has proven to be supportive, kind, and learner-focused. His unique experience and perspective have been a great addition to our district, not only bringing compassion to the work we are doing, but also a practical understanding of what is needed to run an efficient, modern, responsive school system. The Board is excited to see how the relationship between community and Superintendent continues to grow and strengthen as we all spend more time with Dr. Baker.

The OSSU Board is also committed to increasing equity throughout our school district and ensuring that everyone within our schools feels seen, respected, and safe. We adopted an Equity Policy last year, and this year we will focus on implementing that policy to ensure we are creating a learning environment that allows all students, staff, and teachers to perform to their highest ability. This is vital work and will have a long-lasting impact on the health of our schools and communities.

We are also focused on finding areas where we can consolidate resources across the district so that we are better able to offer high-quality and impactful resources to all learners. This allows us to offer the best possible to everyone in our districts, which strengthens all schools and provides all learners with the tools they need for growth. We have had great success, but there is always room to improve and everyone working within our school districts is committed to driving that improvement.

Please come join us in the work we are doing. Board meetings are open to the public and all community members are highly encouraged to attend, share thoughts, and engage with the Board as we work to create the best opportunities for every school age child. Your input guides the work we do and ensures that everyone is represented in the decisions we make.

Please do not hesitate to get in touch with the OSSU Board Chair or any member from your local school board if you have any questions or concerns. We value community engagement, and it helps us drive the district in the direction the community is most excited about.

Respectfully submitted by the Orleans Southwest Supervisory Union School Board,

Elliot Waring, Chair
Steven Freihofner, Vice-Chair
Vince Razionale, Clerk

FY22 Cash Flow
Orleans Southwest Supervisory Union

	July-21	August-21	September-21	October-21	November-21	December-21	January-22	February-22	March-22	April-22	May-22	June-22	FTD
Beginning Balance:	435,095.46	1,068,116.43	1,997,541.59	2,139,138.56	654,786.61	(814,134.21)	2,417,510.97	1,020,972.72	2,804,091.38	1,991,177.60	1,241,600.61	1,475,471.29	453,493.46
Receipts - (Add)													
Interest	117.55	233.64	314.32	187.85	82.18	244.20	310.20	306.42	306.75	266.06	267.20	149.30	2,763.37
SU Assessment		2,486,646.00		13,745.00		1,256,194.00	190,565.17	85,400.30	86,751.53	99,169.23	115,541.26	74,624.01	5,024,780.00
Purchased Services													546,131.50
Special Ed Buses Costa													5,653.39
Miscellaneous													464,874.31
State Aid Transportation													400,610.92
Special Ed Maintenance Back Grant													209,375.00
Special Ed - Dependent Reimbursement													1,897,543.77
Special Ed - Extraordinary Reimbursement													293,246.68
Essential Early Education													
State Placed Student - Special Ed LEA Reimbursement													
Vocational Transportation													
Transfer from Restive													
Interest Revenue	1,027.82			8,800.65		18,318.40	64.00	6,203.50					44,816.17
OSUIT Fee Revenue	(0.60)	(3,510.00)		88,981.98		4,100.00	(8.20)	27,796.77	13,174.80	75,463.07	35,606.12	42,431.83	4,100.00
Vendor Checks & Chargebacks													244,663.11
Tax Allocation Note													
EMM Multisite Services Summer Option													384,508.57
Grant Funds Revenue	395,461.01	682,245.54	1,803,106.06	4,483.66	17,217.85	116,212.40	49,788.78	59,440.67	105,709.87	105,709.87	340,916.78	61,044.17	8,440,798.89
Less Reimburse to Funder	(3,442.83)	(1,801.54)	(2,146.23)	(11,963.77)	(2,103.82)	868,449.96	17,217.85	35,189.21	354,096.54	(2,093.19)	(2,531.27)	(11,614.70)	(89,932.13)
Total Receipts:	323,880.43	3,382,168.44	8,517.91	315,090.88	7,764.86	3,733,550.36	646,820.01	1,941,201.78	317,631.86	1,403,643.94	899,659.34	216,564.78	12,985,265.63
Disbursements - (Subtract)													
Current Expenses	196,323.31	383,666.63	487,381.99	707,719.07	481,256.21	468,653.35	487,430.43	488,208.75	485,987.01	742,479.78	527,451.04	1,156,376.48	6,402,155.08
Payroll Warrants	435,976.17	346,507.93	310,716.55	1,110,716.32	2,450,010.95	582,841.54	644,570.07	545,712.42	616,508.33	734,879.23	511,898.31	888,816.63	7,104,164.57
Auto Payments to Funder	27,430.88	8,188.70	8,662.40	11,637.44	15,416.51	12,380.29	12,432.80	37,152.95	36,051.10	35,863.94	25,509.31	16,923.52	244,342.04
Total Disbursements:	654,639.46	551,443.28	806,920.94	1,810,042.81	946,703.68	1,013,885.19	1,144,347.50	1,071,174.17	1,139,546.56	1,313,222.95	1,065,788.66	2,012,156.63	13,750,661.69
Ending Cash Balance	1,068,116.43	2,597,541.59	2,139,138.56	654,786.61	(814,134.21)	2,417,510.97	1,020,972.72	2,804,091.38	1,991,177.60	1,241,600.61	1,475,471.29	1,475,471.29	(890,096.50)

June Amador 1/3/2023

OSSU FY24 Proposed Budget by Function

FUNCTION	FUNCTION DESCRIPTION	FY21 ACTUAL	FY22 BUDGET	FY22 ACTUAL	FY23 BUDGET	FY23 ACTUAL	FY24 PROPOSED	Variance \$	Variance (%)
1101	Direct Instruction	\$ 998,325.89	\$ 907,698.46	\$ 807,480.58	\$ 939,632.61	\$ 711,738.31	\$ (227,894.30)		-24.25%
1201	Special Education	\$ 4,021,079.34	\$ 4,183,668.23	\$ 4,089,607.10	\$ 4,273,988.33	\$ 4,566,433.27	\$ 292,444.93		6.84%
2110	Attend/SocialWork Serv	\$ 24,150.00		\$ 2,117.61					0.00%
2120	Guidance Services	\$ 450.00	\$ 75,352.66						0.00%
2131	Health Services	\$ 3,839.96		\$ 1,643.88		\$ 800.00	\$ 800.00		0.00%
2132	School Nurse	\$ 211,235.59	\$ 272,317.35	\$ 199,655.98	\$ 284,211.19	\$ 378,639.13	\$ 94,427.94		33.22%
2140	Psychological Services	\$ 226,094.13	\$ 250,487.59	\$ 119,577.12	\$ 111,070.98	\$ 125,745.21	\$ 14,674.23		13.21%
2152	Speech Pathology	\$ 403,194.61	\$ 442,937.27	\$ 396,232.27	\$ 517,019.93	\$ 247,643.84	\$ (269,376.09)		-52.10%
2160	Occupational Therapy	\$ 135,592.36	\$ 140,143.66	\$ 142,786.04	\$ 153,695.84	\$ 180,620.77	\$ 26,924.93		17.52%
2170	Physical Therapy	\$ 1,968.01	\$ 3,500.00	\$ 5,178.45	\$ 2,750.00	\$ 2,250.00	\$ (500.00)		-18.18%
2190	Othr Support Serv- Stu	\$ 159,935.44	\$ 191,691.50	\$ 25,466.37	\$ 50,644.68	\$ 36,000.00	\$ (14,644.68)		-28.92%
2212	Instruct/CurriculumDevelop	\$ 6,786.67	\$ 21,629.84	\$ 88,294.90	\$ 94,087.79	\$ 221,404.11	\$ 127,316.32		135.32%
2213	Instruct Staff Train	\$ 88,489.11	\$ 75,957.48	\$ 1,027.47	\$ 12,000.00	\$ 43,215.46	\$ 31,215.46		260.13%
2219	Othr Instruct Improve		\$ 59,607.29	\$ 91,247.69	\$ 31,250.00	\$ 25,000.00	\$ (6,250.00)		-20.00%
2290	Othr Supp Srv-Instrct Stf	\$ 54,799.89	\$ 58,639.45	\$ 69,101.49	\$ 98,598.78	\$ 6,892.93	\$ (91,705.85)		-93.01%
2311	Board of Education	\$ 2,718.20	\$ 2,500.00	\$ 2,713.16	\$ 2,739.73	\$ 2,780.47	\$ 40.74		1.49%
2313	Board Treasurer	\$ 23,960.25	\$ 15,000.00	\$ 3,727.00	\$ 7,500.00	\$ 51,500.00	\$ (2,500.00)		0.00%
2314	Audit	\$ 3,841.50	\$ 15,000.00	\$ 19,361.25	\$ 7,500.00	\$ 5,000.00	\$ (2,500.00)		-33.33%
2315	Legal Services	\$ 5,862.50		\$ 19,361.25	\$ 7,500.00	\$ 5,000.00	\$ (2,500.00)		-33.33%
2317	Negotiations	\$ 248,124.49	\$ 288,001.81	\$ 261,469.69	\$ 287,220.32	\$ 304,071.06	\$ 16,850.75		5.87%
2320	Exec Admin	\$ 2,883.75	\$ 645.90	\$ 4,950.56	\$ 3,250.00	\$ 5,750.00	\$ 2,500.00		76.92%
2410	Office of the Principal	\$ 123,964.02	\$ 251,009.76	\$ 271,166.45	\$ 276,604.66	\$ 279,233.12	\$ 2,628.46		0.95%
2490	Othr Supp Serv-Schl Admin			\$ 91.32					0.00%
2495	Administration of Grants								
2510	Fiscal Services	\$ 521,355.22	\$ 567,066.88	\$ 555,254.33	\$ 589,047.32	\$ 640,156.79	\$ 51,109.47		8.68%
2570	Personnel Services	\$ 99,277.32	\$ 102,279.73	\$ 107,803.71	\$ 72,861.70	\$ 105,692.24	\$ 32,830.54		45.06%
2580	Administrative Technology Services	\$ 628,942.40	\$ 602,129.04	\$ 681,542.78	\$ 850,330.69	\$ 727,772.22	\$ (122,558.47)		-14.41%
2590	Othr Supp Serv-Ctrl Serv	\$ 8,438.15	\$ 4,000.00	\$ 16,411.91	\$ 3,500.00	\$ 1,998.00	\$ (1,502.00)		-42.91%
2610	Operation of Buildings	\$ 185,654.82	\$ 168,733.23	\$ 158,365.76	\$ 178,121.35	\$ 183,867.58	\$ 5,746.23		3.23%
2620	Maintenance of Buildings				\$ 150.00	\$ 150.00	\$ 150.00		0.00%
2670	Safety			\$ 140.00		\$ 200.00	\$ 200.00		0.00%
2680	Othr Op/Maint of Plant	\$ 9,110.75	\$ 30,334.90	\$ 43,352.76	\$ 42,965.98	\$ 89,659.19	\$ 46,693.21		108.67%
2711	Resident Students	\$ 933,101.00	\$ 1,221,576.93	\$ 1,017,847.21	\$ 1,077,855.55	\$ 1,126,694.05	\$ 48,838.50		4.53%
2713	Tech Transportation	\$ 52,146.00		\$ 53,502.00	\$ 55,321.07	\$ 60,299.96	\$ 4,978.90		9.00%
2716	Extra/Co-Curricular	\$ 1,609.10	\$ 16,357.95	\$ 5,769.76					0.00%
3100	Food Services Operations	\$ 25,254.73	\$ 27,622.99	\$ 25,116.50					0.00%
5210	Adjustment to Prior Year	\$ 10,992.40							0.00%
Grand Total		\$ 9,223,177.60	\$ 10,036,089.89	\$ 9,330,541.19	\$ 10,139,137.61	\$ 10,213,937.43	\$ 74,799.82		0.74%

OSSU FY24 Proposed Revenue Budget

Revenues	FY21 Actual	FY22 Actual	FY23 Budget	FY24 Proposed	Variance (\$)	Variance (%)
Interest	\$ 2,492.55	\$ 2,763.55	\$ 2,500.00	\$ 3,000.00	\$ 500.00	20.00%
SU Assessment	\$ 4,852,600.00	\$ 5,024,780.00	\$ 5,133,275.05	\$ 5,389,960.19	\$ 256,685.14	5.00%
Purchased Services	\$ 1,120,990.74	\$ 864,816.48	\$ 992,767.63	\$ 729,394.27	\$ (263,373.37)	-26.53%
Special Ed Excess Costs	\$ -	\$ 5,835.39	\$ -	\$ 9,000.00	\$ 9,000.00	0.00%
Refund of PY Expenditure	\$ 3,323.35	\$ 20,620.62	\$ -	\$ -	\$ -	0.00%
Miscellaneous	\$ 16,395.35	\$ 6,488.15	\$ -	\$ -	\$ -	0.00%
State Aid Transportation	\$ 321,226.00	\$ 375,849.00	\$ 362,757.34	\$ 380,498.30	\$ 17,740.96	4.89%
Act 173 Census Block Grant	\$ 415,052.00	\$ 418,750.00	\$ 2,385,257.00	\$ 2,502,211.36	\$ 116,954.36	4.90%
Special Ed - Expenditures Reimbursement	\$ 1,986,599.00	\$ 2,003,770.00	\$ -	\$ -	\$ -	0.00%
Special Ed - Extraordinary Reimbursement	\$ 31,350.00	\$ 32,412.93	\$ 443,812.00	\$ 415,500.00	\$ (28,312.00)	-6.38%
Essential Early Education	\$ 87,508.00	\$ 82,853.00	\$ 88,707.00	\$ 102,892.00	\$ 14,185.00	15.99%
State Placed Student - SPED LEA Reimbursement	\$ 1,722.50	\$ -	\$ -	\$ -	\$ -	0.00%
Tech Ed-Transportation	\$ 38,733.59	\$ 34,781.92	\$ 35,400.00	\$ 36,600.00	\$ 1,200.00	3.39%
ARPA COBRA Subsidy	\$ -	\$ 9,741.22	\$ -	\$ -	\$ -	0.00%
PY Fund Balance Rollover	\$ -	\$ -	\$ 502,759.94	\$ 407,881.31	\$ (94,878.63)	-18.87%
Indirect Revenue	\$ 132,348.52	\$ 233,245.80	\$ 191,901.65	\$ 237,000.00	\$ 45,098.35	23.50%
Prior Year Revenue	\$ 367,198.00	\$ 443,457.78	\$ -	\$ -	\$ -	0.00%
Total Revenue	\$ 9,377,539.60	\$ 9,560,165.84	\$ 10,139,137.61	\$ 10,213,937.43	\$ 74,799.82	0.74%

FY24 OSSU Shared Services Assessment Summary

FY24 Estimated Equalized pupil count (based on equalized pupils)

	Allocation			Total	OSUES			Total
	CRAFTSBURY	STANNARD	WOLCOTT		HAZEN	WOLCOTT	STANNARD	
CRAFTSBURY	160.18	0	0.00%	0	0.00%	160.18		33.00
GREENSBORO	0	53.72	16.65%	46.64	12.66%	94.16		3.00
HARDWICK	0	228.4	70.76%	213.45	55.52%	341.05		3.00
STANNARD	14.23	0	0.00%	14.05	4.18%	28.28		9.00
WOLCOTT	255.44	0	13.56%	52.75	16.44%	91.31		17.00
WOODBURY	0	40.58	12.56%	320.85	100.00%	1,073.44		16.00
TOTAL	423.85	322.7	100.00%	1,053.21				81.00

PRE-K	
Hardwick	33.00
GreenSBoro	3.00
Stannard	3.00
Woodbury	9.00
Wolcott	17.00
Craftsbury	16.00
Total	81.00

	Allocation				Total \$	Less Revenue	Allocated \$	Assessment					Total Assesmnt	
	CRAFTSBURY	STANNARD	WOLCOTT	HAZEN				OSUES	Total %	CRAFTSBURY	STANNARD	WOLCOTT		HAZEN
Bill Rates Member Districts on Actual Services Unique to District														
14.92%	0.00%	20.93%	30.06%	0.00%	\$ 171,777	\$ 102,892	\$ 68,885	\$ 13,607	\$ 19,460	\$ 34,457	\$ 441,297	\$ 40,821	\$ 68,885	
15.12%	1.33%	23.80%	30.06%	30.30%	\$ 4,394,057	\$ 2,926,711	\$ 1,467,945	\$ 219,049	\$ 349,318	\$ 8,682	\$ 16,968	\$ 114,952	\$ 1,467,945	
15.17%	0.00%	24.12%	30.47%	30.30%	\$ 36,000	\$ -	\$ 36,000	\$ 5,444	\$ -	\$ -	\$ 91,506	\$ 115,600	\$ 36,000	
14.92%	1.33%	23.80%	30.06%	29.89%	\$ 379,439	\$ -	\$ 379,439	\$ 57,381	\$ -	\$ -	\$ 115,600	\$ 37,590	\$ 379,439	
14.92%	1.33%	23.80%	30.06%	29.89%	\$ 125,745	\$ -	\$ 125,745	\$ 18,764	\$ 1,667	\$ 29,923	\$ 37,802	\$ 37,590	\$ 125,745	
14.92%	1.33%	23.80%	30.06%	29.89%	\$ 247,644	\$ -	\$ 247,644	\$ 36,954	\$ 3,283	\$ 58,930	\$ 74,447	\$ 74,089	\$ 247,644	
14.92%	1.33%	23.80%	30.06%	29.89%	\$ 180,621	\$ -	\$ 180,621	\$ 26,952	\$ 2,394	\$ 42,981	\$ 54,299	\$ 53,994	\$ 180,621	
15.17%	0.00%	24.12%	30.47%	30.30%	\$ 2,250	\$ -	\$ 2,250	\$ 336	\$ 30	\$ 535	\$ 676	\$ 673	\$ 2,250	
14.92%	1.33%	23.80%	30.06%	29.89%	\$ 296,512	\$ -	\$ 296,512	\$ 44,840	\$ -	\$ 71,507	\$ 90,336	\$ 89,829	\$ 296,512	
14.92%	1.33%	23.80%	30.06%	29.89%	\$ 138,104	\$ -	\$ 138,104	\$ 20,608	\$ 1,831	\$ 32,864	\$ 41,517	\$ 41,284	\$ 138,104	
14.92%	1.33%	23.80%	30.06%	29.89%	\$ 304,071	\$ -	\$ 304,071	\$ 45,374	\$ 4,031	\$ 72,358	\$ 91,411	\$ 90,898	\$ 304,071	
14.92%	1.33%	23.80%	30.06%	29.89%	\$ 279,233	\$ -	\$ 279,233	\$ 41,668	\$ 3,702	\$ 66,447	\$ 83,944	\$ 83,473	\$ 279,233	
14.92%	1.33%	23.80%	30.06%	29.89%	\$ 747,847	\$ 647,881	\$ 99,966	\$ 14,917	\$ 1,325	\$ 23,788	\$ 30,952	\$ 29,883	\$ 99,966	
15.12%	0.00%	24.12%	30.47%	30.30%	\$ 727,772	\$ -	\$ 727,772	\$ 108,599	\$ 9,648	\$ 173,184	\$ 218,785	\$ 217,957	\$ 727,772	
15.12%	0.00%	24.12%	30.47%	30.30%	\$ 265,877	\$ -	\$ 265,877	\$ 40,207	\$ -	\$ 64,119	\$ 81,002	\$ 80,548	\$ 265,877	
15.12%	0.00%	24.12%	30.47%	30.30%	\$ 1,011,984	\$ 417,088	\$ 594,896	\$ 89,964	\$ -	\$ 143,466	\$ 181,242	\$ 180,225	\$ 594,896	
14.92%	1.33%	23.80%	30.06%	29.89%	\$ 175,000	\$ -	\$ 175,000	\$ 26,114	\$ 2,320	\$ 41,644	\$ 52,609	\$ 52,314	\$ 175,000	
Total					\$ 10,213,337	\$ 4,823,377	\$ 5,389,960	\$ 810,777	\$ 49,680	\$ 1,285,709	\$ 1,605,988	\$ 1,637,798	\$ 5,389,960	
								15.00%	10.92%	23.85%	29.89%	30.30%	100.00%	
								REG ED ASSES	\$ 427,335	\$ 16,855	\$ 681,473	\$ 860,912	\$ 856,083	\$ 2,842,637
								SPED ASSES	\$ 983,442	\$ 32,955	\$ 604,236	\$ 745,094	\$ 781,715	\$ 2,547,933
								FY23 Total	\$ 762,882	\$ 54,618	\$ 1,234,298	\$ 1,553,728	\$ 1,541,597	\$ 5,333,275
								FY23 % Alloc	34.80%	6.67%	24.41%	28.81%	31.31%	100.00%
								CHANGE	\$ 47,895	\$ (4,928)	\$ 51,450	\$ 66,007	\$ 46,281	\$ 256,685
								% CHANGE	6.28%	-9.02%	4.17%	4.29%	6.34%	5.00%

- Purchased Services
- SPED Pre-K (1200.01)
- SPED K-12 (1201 K-12)
- Other Student Services (2100)
- Health Services (2131)
- Psychological Services (2140)
- Speech Language Pathology
- Occupational Therapy
- Physical Therapy
- Support Services - Instructional Staff
- School Board/Treasurer/Audit/Legal
- Office of the Superintendent
- Special Ed Administration
- Fiscal Services
- Technology Administration
- Operations & Maintenance (2600)
- General Transportation (2700)
- SPED Transportation (2700.211)

Allocation % Font Color Code	
BLACK	Total by Local Town District
BLUE	N/A to Stannard
GREEN	Minus Tuitioned NON-SU

	TOTAL INVESTMENT COMPARATIVE SUMMARY										Change
	FY23 PURCHASED SERVICE	FY24 PURCHASED SERVICE	FY23 SPED ASSESSMENT	FY24 SPED ASSESSMENT	FY23 REGULAR ASSESSMENT	FY24 REGULAR ASSESSMENT	TOTAL FY23	TOTAL FY24			
CRAFTSBURY	\$ 218,162.50	\$ 149,639.99	\$ 334,427.06	\$ 383,442.36	\$ 378,455.23	\$ 427,334.61	\$ 981,044.79	\$ 960,416.36	-2.1%		
STANNARD	\$ -	\$ -	\$ 36,503.31	\$ 32,855.28	\$ 18,114.89	\$ 16,834.54	\$ 54,618.70	\$ 49,689.82	-9.0%		
WOLCOTT	\$ 169,258.77	\$ 160,389.50	\$ 621,960.33	\$ 604,236.16	\$ 672,298.63	\$ 681,473.05	\$ 1,403,317.74	\$ 1,446,088.71	3.0%		
HAZEN UNION	\$ 1,07,748.66	\$ 57,044.73	\$ 776,016.60	\$ 745,073.76	\$ 763,961.84	\$ 860,911.97	\$ 1,647,727.10	\$ 1,663,030.46	0.9%		
OSUESD	\$ 497,597.70	\$ 362,320.04	\$ 776,802.12	\$ 781,715.28	\$ 764,734.92	\$ 856,083.18	\$ 2,039,134.75	\$ 2,000,118.50	-1.9%		

LOCATIONS	FY23	FY24
101	\$ 992,767.63	\$ 729,394.27
102	\$ 218,162.50	\$ 149,639.99
103	\$ 73,338.17	\$ 38,937.73
106	\$ 350,190.36	\$ 242,998.41
105	\$ 74,065.18	\$ 80,383.90
104	\$ 169,258.77	\$ 160,389.50
	\$ 1,077,488.66	\$ 57,044.73

Orleans Southwest Supervisory Union (OSSU) 2023-2024 (FY24) Spending Plan Budget Highlights

The OSSU is by state law the administrative and planning unit for all its member districts. Services include instructional and special education coordination and oversight, student assessment coordination, curriculum coordination, professional development coordination, human resources, business and accounting services, IT network and technology support, data systems, transportation, food service management, and school board support.

The FY24 OSSU Shared Assessment Budget as approved by the OSSU Board totals \$9,484,543. This represents an increase of 3.70% or \$338,173 over the current FY23 budget. **Seventy four percent (74%) of this budget goes towards student instruction, instructional support services, student support services, and transportation, all of which are utilized at the school buildings and paid for at the supervisory union level.**

The FY24 Purchased Services are also provided through the SU budget and total \$729,394, a **decrease of 26.53% or \$263,373** from the current FY23 budget. These are services which the school boards have approved and will purchase from the SU. The decrease is due to the reclassification of paraeducators into more specialized positions such as learning lab supervisors, behavioral specialists, and academic interventionists that are found in local district or grant funded budgets.

The full FY24 budget totals \$10,213,937:

- Overall, this budget is an increase of 0.74% or \$74,800 from the FY23 budget.
- Special Education spending has increased 1.32% or \$72,662 from the FY23 budget.
- Non-Special Education spending has increased 0.00001% or \$2,138.20 from the FY23 budget.
- Total assessment to school districts totals \$5,389,960, which is an increase of *\$256,685 or 5.0%* over the FY23 assessment.
- This FY24 budget includes an decrease of fund balance carry-over, which offsets the expense budget. (FY23 had an amount of \$502,760 allocated; FY24 has \$407,881 which is a total decrease to the revenue of \$94,879 resulting in an increase to assessments).
- This FY24 budget has absorbed a 12% cost increase in health insurance.
- This FY24 budget includes 50% funding of a 1.0FTE Assistant Director of Special Education which replaces an unfilled Coordinator of Behavior Services position.
- This FY24 budget includes 50% funding of the 1.0FTE Director of Health Services so OSSU can use available Medicaid funding to increase the Health Education staffing in OSSU schools.
- This FY24 budget includes a \$20,000 allocation for instructional staff training.

Related terms and definitions:

Assessment: Costs are pooled, and a member district is charged for access to a range of services provided by the SU to its member districts based on the number of equalized pupils in the district, regardless of the exact quantity of services received by the member districts. Transportation is one example of an assessed cost.

Purchased service: A member district is charged for the precise, measurable cost of a specific service provided by the SU to the member district. A 0.80 FTE paraprofessional is an example of a purchased service charged to a single member district.

OSSU & Member District Grants in FY22

Funding Source	FY22 Revenue	Short Description of How Funds Were Used
Nita M. Lowey 21st Century Community Learning Centers Grant	\$202,392.92	REACH!
Act 230	\$3,890.00	Professional development in PBIS practices, incl. OSSU representation at VTPBIS Leadership Forum and BEST Institute.
Agency of Human Services - Childcare Stabilization Grant	\$1,700.40	Classroom supplies for Pre-K to support return to in-person learning.
Agency of Natural Resources - Wood Innovations Grant	\$25,000.00	Craftsbury Pellet Boiler
American Rescue Plan - Homeless Children & Youth	\$57,476.29	Homeless Student Support Counselor. Homeless student transportation costs.
American Rescue Plan - Individuals with Disabilities Education Act (ARP IDEA)	\$50,988.88	Van to support transportation for students to/from job placements or community activities, and for transporting students to/from out-of-district placements. Stipends for teachers to work 1:1 or in small groups with students during the summer to focus on intentional skill building in social skills, reading, and math.
BEST Grant	\$2,828.25	Consulting services for Positive Behavior Interventions and Supports (PBIS)
Center for an Agricultural Economy	\$900.00	Career and life skills development project through community-based learning
Child Nutrition - After School Snack	\$5,951.00	Snack to REACH! participants.
Child Nutrition - Fresh Fruit & Vegetable Program	\$29,997.71	Fruits and vegetables at non-meal times for students to have as a snack during the school day.
Child Nutrition - Cash in Lieu of Commodities	\$708.76	Payment in place of mandated commodity assistance.
Child Nutrition - Child & Adult Nutrition (CACFP)	\$9,977.16	Afterschool meals at Hardwick Elementary
Child Nutrition - Summer Food Service Program	\$46,611.14	Free meals for children during summer break
Child Nutrition - Seamless Summer Option	\$549,814.34	Free meals for OSSU students during SY 21-22
Child Nutrition - Emergency NSLP	\$222.55	Supplemental funds for National School Lunch Program (Seamless Summer)
Child Nutrition - Emergency CACFP	\$2,051.59	Supplemental funds for Child & Adult Nutrition (CACFP)
Efficiency Vermont	\$30,000.00	Craftsbury Pellet Boiler
Emergency Connectivity Fund	\$238,885.23	Hotspots to boost access to broadband throughout SU; Chromebooks
Early Periodic Screening Diagnostic Treatment (EPSDT)	\$30,000.00	AEDs and menstrual product dispensers for all school buildings, nursing software, transportation costs for wellness field trips
Elementary & Secondary School Emergency Relief (ESSER I)	\$23,925.78	PPE and sanitation supplies; transportation for summer REACH! programming; COVID-related substitutes (instruction and maintenance).
Elementary & Secondary School Emergency Relief (ESSER II)	\$1,091,712.43	Staffing costs for summer tutoring, COVID-related subs [nursing and instructional], interventionists and instructional coaches, HR Assistant, SPED teacher, school-based clinician, PPE, transportation services, professional development software systems; tech, food service, and outdoor instruction supplies.
FEMA	\$22,183.00	Air purifiers, PPE, Lab Fees, Social Distancing Barriers

OSSU & Member District Grants in FY22

Funding Source	FY22 Revenue	Short Description of How Funds Were Used
Individuals with Disabilities Education Act - Basic	\$401,781.87	Salaries and benefits for positions supporting special education in schools (admin, OT/PT), travel reimbursement, case management software costs
Individuals with Disabilities Education Act - Pre-K	\$14,704.50	Supports SPED instruction and services at the pre-k level
Local Standards Board Grant	\$630.29	Provides stipends for teachers serving on local standards boards within schools
National School Lunch Program Federal Equipment Grant	\$6,158.62	New three door reach-in freezer for Craftsbury
Northern Border Regional Commission (NBRC)	\$18,119.03	Supports Hazen Arts & Entrepreneurial Academy - stipends to community partners, makerspace
Pandemic EBT Administrative Costs	\$2,225.00	Administrative and supply costs for facilitating the Pandemic-EBT program
Project AWARE	\$268,566.26	Mental health support services. School engagement services. Interconnected Systems Framework Coordinator. Supplies to support universal social emotional instruction as well as student and community engagement events. Behavioral data collection software. Social and emotional health screener.
Rowland Foundation	\$64,517.98	Support Anja Pfeffer's work with Dare to Be Me as a Rowland Foundation Fellow
Rural Education Achievement Program (REAP)	\$5,775.91	Literacy Intervention Supplies for Craftsbury
Title I	\$446,257.66	Innovation Coach, parent engagement, homeless transportation, supplies for homeless students, equity professional development opportunities including consulting, instructional learning platforms, math and literacy interventionists, stipends for professional development not included in staff contracts, after/out-of-school instruction support, outdoor/STEAM supplies.
Title II	\$162,278.84	Equity consultants, professional development, NWEA MAP program training, administrative salaries
Title IV	\$57,035.54	Nurse Leader salary and benefits, online pd modules training, learning platforms
TrueValue Foundation	\$916.00	20 gallons of paint
USDA Supply Chain Assistance	\$20,344.71	For raw, unprocessed foods used in school meals programs.
Vermont Academy of Science & Engineering (VASE)	\$1,000.00	To support Hazen's Robotics club
Vermont Principal's Association	\$15,000.00	Funds to support the makerspace and career readiness programs at Hazen
Vermont School Board Insurance Trust (VSBIT)	\$8,383.50	Safety measures for Wolcott, maintenance staff professional development
Vermont Student Assistance Corporation - GEAR UP	\$4,487.00	AP Test and Governor's Institute Fees for Craftsbury Students
	\$3,925,400.14	

Orleans Southwest Supervisory Union

2021-2022 Employee Report

This is a comprehensive list of all contracted employee earnings for the fiscal year

Name	Description	FTE	Position Days	Contract Amount	FLT Amount	Stipend Amount	Total
Abel, Karen E	Literacy Interventionist	1.00	185	\$ 71,352.00	\$ 1,200.00	\$ 112.50	\$ 72,664.50
Adamus, Kathryn A.	Speech Language Pathologist	1.00	185	\$ 58,290.00	\$ 618.75	\$ 7,000.00	\$ 65,908.75
Al-Naser, Bernadette	Para Educator Special Education	1.00	192	\$ 23,253.36	\$ -	\$ 696.46	\$ 23,949.82
Allen LaPlante, Robin Lynne	Human Resources Generalist	1.00	98	\$ 16,904.00	\$ -	\$ 689.60	\$ 17,593.60
Allen, Jane R	Para Educator Special Education	1.00	141	\$ 8,686.01	\$ -	\$ 41.72	\$ 8,727.73
Allen, Lottie J	Personal Care Para Professional	1.00	131	\$ 16,497.47	\$ -	\$ 1,617.94	\$ 18,115.41
Aubuchon, ChrisAnn	Para Educator Special Education	1.00	192	\$ 23,017.65	\$ -	\$ 3,536.01	\$ 26,553.66
Baker, Erica J	Personal Care Para Professional	1.00	192	\$ 29,465.96	\$ -	\$ 5,509.87	\$ 34,975.83
Baker, Shelley L.	Para Educator Special Education	1.00	192	\$ 24,682.64	\$ -	\$ 1,241.01	\$ 25,923.65
Barnes, Alyssa B	Out of Dist. Case Mgr / Ed. Diagnostician	1.00	185	\$ 71,352.00	\$ 975.00	\$ 400.00	\$ 72,727.00
Bassett, Jack	Tech Level II	1.00	261	\$ 49,535.79	\$ -	\$ -	\$ 49,535.79
Beauregard, Natasha L	Para Educator Special Education	1.00	192	\$ 19,500.38	\$ -	\$ 1,402.20	\$ 20,902.58
Bickford, David	Flexible Pathways Driver	0.56	224	\$ 5,255.85	\$ -	\$ -	\$ 5,255.85
Billings, Christina L	Para Educator Special Education	1.00	192	\$ 24,622.08	\$ -	\$ 408.76	\$ 25,030.84
Blaisdell, Taylor S	Executive Administrative Assistant	1.00	261	\$ 52,695.20	\$ -	\$ 650.00	\$ 53,345.20
Bottiggi, Caitlyn J	Homeless Student Support Coordinator	1.00	196	\$ 35,846.44	\$ 1,950.00	\$ -	\$ 37,796.44
Bradford, Kelly J	Para Educator Special Education	1.00	192	\$ 26,401.07	\$ -	\$ 111.37	\$ 26,512.44
Breer, Grace Lilly	Nurse	1.00	74	\$ 23,199.20	\$ -	\$ -	\$ 23,199.20
Bregoli, Dawn M	Nurse	0.80	56	\$ 13,808.81	\$ 881.25	\$ 2,539.77	\$ 17,229.83
Brown, Tammy D	Early Childhood Special Educator	1.00	185	\$ 53,611.00	\$ 37.50	\$ 3,579.58	\$ 57,228.08
Burnham, Cynthia A	Literacy coach	0.10	185	\$ 6,794.00	\$ -	\$ -	\$ 6,794.00
Burnham, Cynthia A	Literacy Interventionist	0.40	185	\$ 27,176.00	\$ 6,750.00	\$ 4,257.72	\$ 38,183.72
Butler, Rebecca S	Occupational Therapist	1.00	185	\$ 65,325.69	\$ -	\$ -	\$ 65,325.69
Camp, Brittany A	Para Educator Special Education	1.00	187	\$ 21,393.23	\$ -	\$ 2,833.22	\$ 24,226.45
Ciederski, Molly P	Special Education Diagnostician	1.00	185	\$ 67,940.00	\$ -	\$ 400.00	\$ 68,340.00
Clark, Nichole R	Para Educator Special Education	1.00	11	\$ 1,362.90	\$ -	\$ -	\$ 1,362.90
Clark, Nichole R	Personal Care Para Professional	1.00	181	\$ 26,201.56	\$ -	\$ 32.62	\$ 26,234.18
Cobaugh, Megan C	Special Education Teacher	1.00	185	\$ 38,990.00	\$ -	\$ 1,053.80	\$ 40,043.80
Coburn, Alicia F	REACH Site Coordinator	0.50	261	\$ 16,836.46	\$ -	\$ -	\$ 16,836.46
Coburn, Alicia F	Para Educator Special Education	1.00	192	\$ 23,802.08	\$ -	\$ 2,945.69	\$ 26,747.77
Corazzelli, Jane F	Para Educator Special Education	1.00	192	\$ 20,980.15	\$ -	\$ 2,189.73	\$ 23,169.88
Cosgrove, Mara Grace	LT Sub Para Educator Special Education	1.00	36	\$ 3,754.80	\$ -	\$ 444.85	\$ 4,199.65
Cosgrove, Patricia A	Special Education Teacher	1.00	185	\$ 69,792.00	\$ 337.50	\$ 7,359.90	\$ 77,489.40
Cross, Wendy L	Para Educator Special Education	1.00	192	\$ 23,944.05	\$ -	\$ 12,245.87	\$ 36,189.92
Crum, Kayla E	Personal Care Para Professional	1.00	192	\$ 28,246.54	\$ -	\$ 3,209.46	\$ 31,456.00
Crum, Mary-Kate A	Human Resources Generalist	1.00	149	\$ 24,659.31	\$ -	\$ -	\$ 24,659.31
Crytzer, Anna	ELL Teacher	0.30	185	\$ 20,382.00	\$ -	\$ -	\$ 20,382.00
Currie, Brittany	Director of Finance	1.00	261	\$ 95,000.00	\$ -	\$ 2,200.00	\$ 97,200.00
Darling, Sonja M	Accounts Payable Specialist	1.00	261	\$ 62,315.00	\$ -	\$ 500.00	\$ 62,815.00
Davies, Ashley P	Occupational Therapist	1.00	185	\$ 44,254.00	\$ 318.75	\$ -	\$ 44,572.75
Davis, Timothy J	Nurse	1.00	185	\$ 48,348.00	\$ -	\$ 4,934.02	\$ 53,282.02
Davison, Jennifer S	Personal Care Pre K Para Professional	0.46	123	\$ 14,111.25	\$ -	\$ 8,042.04	\$ 22,153.29
DeLaricheliere, Todd J	Tech Level II	1.00	261	\$ 42,246.36	\$ -	\$ -	\$ 42,246.36
Demers, Kristi L	Staff Accountant	1.00	222	\$ 42,075.00	\$ -	\$ 833.33	\$ 42,908.33
Demers, Maureen A	Math Interventionist	0.40	185	\$ 28,540.80	\$ -	\$ 200.00	\$ 28,740.80
Demers, Maureen A	Math Coach	0.10	185	\$ 7,135.20	\$ -	\$ -	\$ 7,135.20
Devenger, Leah R	Personal Care Para Professional	1.00	192	\$ 25,908.40	\$ -	\$ 1,000.00	\$ 26,908.40
Doane, Marie L	Special Education Teacher	1.00	185	\$ 71,352.00	\$ 525.00	\$ 1,877.63	\$ 73,754.63
Dubuque, Dominique M	Special Education Teacher	1.00	185	\$ 63,554.00	\$ -	\$ 1,150.00	\$ 64,704.00
Fehr, Jacqueline D	Special Education Teacher	1.00	185	\$ 50,784.00	\$ -	\$ 1,524.02	\$ 52,308.02
Foster, Amber M.	Para Educator Special Education	1.00	192	\$ 23,930.40	\$ -	\$ 1,745.21	\$ 25,675.61
Foster, Margaret M	Certified Occupational Therapist Assistant	1.00	192	\$ 48,057.26	\$ -	\$ -	\$ 48,057.26
Fox, Joshua M.	Special Education Teacher	1.00	185	\$ 67,940.00	\$ -	\$ 734.48	\$ 68,674.48
Freeman, Heather M	Director of Student Services	1.00	261	\$ 103,123.60	\$ -	\$ -	\$ 103,123.60
Galloway-Kane, Ceilidh C	REACH Site Coordinator	0.75	229	\$ 23,656.50	\$ -	\$ -	\$ 23,656.50
Galloway-Kane, Ceilidh C	REACH Program Coordinator	1.00	32	\$ 6,945.60	\$ -	\$ 8,257.66	\$ 15,203.26
Garguilo, Stephanie	Personal Care Para Professional	1.00	192	\$ 26,768.42	\$ -	\$ 20.24	\$ 26,788.66
Gebbie, Aileen Shea	Para Educator Special Education	1.00	192	\$ 27,845.26	\$ 4,575.00	\$ 977.84	\$ 33,398.10
Gifford, Logan C	Para Educator Special Education	1.00	192	\$ 21,226.40	\$ -	\$ 6,600.39	\$ 27,826.79
Gokey, Danielle R	Personal Care Para Professional	1.00	10	\$ 1,631.55	\$ 900.00	\$ 9,750.00	\$ 12,281.55
Grace, Lisa M	School Psychologist	1.00	185	\$ 69,792.00	\$ -	\$ 8,490.50	\$ 78,282.50

Orleans Southwest Supervisory Union

2021-2022 Employee Report

This is a comprehensive list of all contracted employee earnings for the fiscal year

Name	Description	FTE	Position Days	Contract Amount	FLT Amount	Stipend Amount	Total
Greaves, Anna L	Nurse	1.00	185	\$ 50,784.00	\$ -	\$ 4,604.78	\$ 55,388.78
Greene, Kasey E	Para Educator Special Education	1.00	192	\$ 20,666.49	\$ -	\$ 1,474.09	\$ 22,140.58
Greene, Linda J	Para Educator Special Education	1.00	192	\$ 24,769.92	\$ -	\$ 28.93	\$ 24,798.85
Hall, Della A	Para Educator Special Education	1.00	192	\$ 25,638.97	\$ -	\$ 672.35	\$ 26,311.32
Hall, Jamie A	Personal Care Para Professional	1.00	192	\$ 28,717.73	\$ 540.00	\$ 119.08	\$ 29,376.81
Hancock, Elise R	Speech Language Pathologist	1.00	185	\$ 71,352.00	\$ 675.00	\$ 4,000.00	\$ 76,027.00
Hanson, Anne TM	Early Childhood Special Educator	0.40	185	\$ 22,185.20	\$ -	\$ -	\$ 22,185.20
Hanson, Anne TM	Early Childhood Teacher	0.60	185	\$ 33,277.80	\$ -	\$ 699.80	\$ 33,977.60
Hamden-McPhee, Aimee L.	Literacy Interventionist	0.30	185	\$ 20,382.00	\$ -	\$ -	\$ 20,382.00
Hamden-McPhee, Aimee L.	Special Education Teacher	0.50	185	\$ 33,970.00	\$ 1,650.00	\$ -	\$ 35,620.00
Harris, Loreleh	REACH Site Coordinator	0.50	179	\$ 18,653.00	\$ -	\$ -	\$ 18,653.00
Hayden, Sydney L	Personal Care Para Professional	1.00	160	\$ 20,521.77	\$ -	\$ 1,757.96	\$ 22,279.73
Hersey, Elisha J	Personal Care Para Professional	1.00	192	\$ 27,256.32	\$ 206.25	\$ -	\$ 27,462.57
Hewitt, Colleen A	Pre K Para Educator	0.46	123	\$ 12,074.25	\$ -	\$ -	\$ 12,074.25
Hill-Sartwell, Judith	Personal Care Para Professional	1.00	192	\$ 29,073.52	\$ -	\$ -	\$ 29,073.52
Hines, Jamie C	REACH Program Director	1.00	129	\$ 26,689.66	\$ -	\$ -	\$ 26,689.66
Holbrook, Diane M	Para Educator Special Education	1.00	192	\$ 25,436.95	\$ -	\$ 2,214.90	\$ 27,651.85
Houston, Anne R	Grants Manager	1.00	261	\$ 56,650.00	\$ -	\$ 6,664.95	\$ 63,314.95
Ingpen, Elsa M	Nurse Leader	1.00	195	\$ 75,000.00	\$ -	\$ 4,000.00	\$ 79,000.00
Izzo, Alexis N	Coordinator of Behavior Services	1.00	185	\$ 55,007.15	\$ -	\$ -	\$ 55,007.15
Jacobs, Thomasina A	Personal Care Para Professional	1.00	192	\$ 29,701.60	\$ -	\$ 24.24	\$ 29,725.84
Johnson, Maria	Para Educator Special Education	1.00	192	\$ 23,819.77	\$ -	\$ 3,729.41	\$ 27,549.18
Jolly, Megan A	Special Education Teacher	1.00	185	\$ 61,994.00	\$ -	\$ 2,147.70	\$ 64,141.70
Kittell, Laura Jill	Para Educator Special Education	1.00	143	\$ 18,958.94	\$ 225.00	\$ 1,999.50	\$ 21,183.44
Krebs, Alyssa	Literacy Interventionist	1.00	185	\$ 65,113.00	\$ -	\$ -	\$ 65,113.00
LaCroix, Sarah Ellen	Assistant Director of Finance	1.00	261	\$ 80,000.00	\$ -	\$ 700.00	\$ 80,700.00
Lamberton, Jessica	Early Childhood Educator	0.60	185	\$ 34,798.80	\$ -	\$ 2,020.00	\$ 36,818.80
Lamberton, Jessica	Act 166 Coordinator	0.40	185	\$ 23,199.20	\$ -	\$ -	\$ 23,199.20
Lamos, Stephanie M	Personal Care Para Professional	1.00	192	\$ 26,156.77	\$ -	\$ 1,000.00	\$ 27,156.77
Languerand, Christine M	Math Coach	0.20	185	\$ 11,970.00	\$ -	\$ -	\$ 11,970.00
Languerand, Christine M	Math Interventionist	0.80	185	\$ 47,880.00	\$ -	\$ 3,633.75	\$ 51,513.75
LaRose, Rebecca M	Para Educator Special Education	1.00	164	\$ 19,587.11	\$ -	\$ 5,291.26	\$ 24,878.37
Leavitt, Kerry M	Speech Language Pathologist	1.00	185	\$ 57,100.33	\$ -	\$ 1,585.75	\$ 58,686.08
Levangie, Lisa E	Literacy coach	0.20	185	\$ 13,958.40	\$ -	\$ -	\$ 13,958.40
Levangie, Lisa E	Literacy interventionist	0.80	185	\$ 55,833.60	\$ -	\$ -	\$ 55,833.60
Locke, Kelly O	Special Education Teacher	1.00	83	\$ 32,011.98	\$ -	\$ -	\$ 32,011.98
Martin, Christine	Para Educator Special Education	1.00	192	\$ 25,012.01	\$ -	\$ 481.77	\$ 25,493.78
Martin, Daniel	Para Educator Special Education	1.00	192	\$ 13,867.95	\$ -	\$ 1,137.40	\$ 15,005.35
Martin, David J	Director of Technology and Communications	1.00	261	\$ 92,710.30	\$ 187.50	\$ 3,000.00	\$ 95,897.80
Martin, Lisa K	Para Educator Special Education	1.00	192	\$ 26,507.42	\$ 450.00	\$ 1,558.29	\$ 28,515.71
Martin, Therese M	Human Resources Manager	1.00	261	\$ 64,890.00	\$ 1,125.00	\$ -	\$ 66,015.00
Martin, Zoe M	Personal Care Pre K Para Professional	0.46	18	\$ 2,315.70	\$ 281.25	\$ -	\$ 2,596.95
Martin-Baker, Deirdre	Special Education Teacher	1.00	185	\$ 38,990.00	\$ -	\$ 421.52	\$ 39,411.52
Masse', Amy L	Director of Curriculum, Instruction & Assessment	1.00	261	\$ 89,000.00	\$ 562.50	\$ -	\$ 89,562.50
Masse', Heather M	Payroll Specialist	1.00	261	\$ 50,985.00	\$ -	\$ -	\$ 50,985.00
McAllister, Brandie L	Personal Care Para Professional	1.00	122	\$ 16,130.18	\$ 37.50	\$ -	\$ 16,167.68
McCarthy, Sean M	Data Manager	1.00	261	\$ 80,000.00	\$ 2,175.00	\$ 1,000.00	\$ 83,175.00
McCuroy, Michael D.	REACH Site Coordinator	0.00	231	\$ 5,600.50	\$ -	\$ -	\$ 5,600.50
McCurdy, Michael D.	Special Education Teacher	0.60	185	\$ 37,021.20	\$ -	\$ 3,996.58	\$ 41,017.78
McCurdy, Michael D.	Teacher Social/Emotional Learning	0.40	185	\$ 24,680.80	\$ -	\$ -	\$ 24,680.80
McIntosh, Brice N	Tech Level III	1.00	261	\$ 57,480.00	\$ 825.00	\$ 700.00	\$ 59,005.00
Meixel, Arnold Grant	ISF Coordinator	1.00	205	\$ 58,000.00	\$ 1,875.00	\$ -	\$ 59,875.00
Mesurvey, Annette M	Para Educator Special Education	1.00	192	\$ 24,995.70	\$ 750.00	\$ 7,532.33	\$ 33,278.03
Miller, Tonya	Personal Care Para Professional	1.00	192	\$ 27,534.98	\$ -	\$ 49.97	\$ 27,584.95
Nelson, Danya J	Literacy coach	0.20	185	\$ 10,605.20	\$ -	\$ -	\$ 10,605.20
Nelson, Danya J	Literacy Interventionist	0.80	185	\$ 42,420.80	\$ 393.75	\$ 6,950.00	\$ 49,764.55
Norheim, Carter J	Associate Network Administrator	1.00	261	\$ 61,800.00	\$ -	\$ 700.00	\$ 62,500.00
O'Neill, Beverly A	Personal Care Para Professional	1.00	192	\$ 29,808.36	\$ -	\$ 3,641.60	\$ 33,449.96
Olsen, Jennifer L	Nurse	1.00	185	\$ 58,290.00	\$ -	\$ 1,475.24	\$ 59,765.24
Osgood, Cynthia L	Special Education Teacher	1.00	185	\$ 60,435.00	\$ 1,106.25	\$ 8,146.18	\$ 69,687.43
Page-Bjerke, Holly M	Para Educator Special Education	0.60	133	\$ 10,653.08	\$ 1,203.75	\$ 1,288.19	\$ 13,145.02

Orleans Southwest Supervisory Union

2021-2022 Employee Report

This is a comprehensive list of all contracted employee earnings for the fiscal year

Name	Description	FTE	Position Days	Contract Amount	FLT Amount	Stipend Amount	Total
Page-Bjerke, Holly M	REACH Site Coordinator	0.50	57	\$ 4,851.00		\$	\$ 4,851.00
Princ, Lisa	Para Educator Special Education	1.00	138	\$ 15,056.30	\$ -	\$ 3,996.06	\$ 19,052.36
Putvain, Kelly A	Para Educator Special Education	1.00	192	\$ 24,769.92	\$ 112.50	\$ 8.68	\$ 24,891.10
Putvain, Mabel A	Personal Care Para Professional	1.00	192	\$ 25,105.92	\$ -	\$ 4,822.14	\$ 29,928.06
Ramsay, Charlene D	Para Educator Special Education	1.00	192	\$ 24,232.32	\$ -	\$ 2,120.89	\$ 26,353.21
Richardson, Melanie J	Speech Language Pathologist Assistant	1.00	192	\$ 36,536.00	\$ -	\$ 323.96	\$ 36,859.96
Rosenberg, Adam J	Superintendent	1.00	261	\$ 130,000.00	\$ -	\$ 750.00	\$ 130,750.00
Ross, Chelsea E	Special Education Teacher	1.00	185	\$ 55,171.00	\$ -	\$ 800.00	\$ 55,971.00
Roy, Ruth M	Physical Therapist	0.80	148	\$ 68,405.38	\$ 2,643.75	\$ 1,117.74	\$ 72,166.87
Safford, Douglas W	Para Educator Special Education	1.00	192	\$ 25,469.57	\$ -	\$ 2,110.43	\$ 27,580.00
Smith, Danielle M	Para Educator Special Education	0.50	187	\$ 10,930.83	\$ 262.50	\$ 1,692.98	\$ 12,886.31
Smith, Danielle M	Work Based Learning Coordinator	0.50	180	\$ 18,968.11			\$ 18,968.11
Smith, Heaven Louise	Personal Care Para Professional	1.00	192	\$ 25,133.13	\$ -	\$ 3,406.45	\$ 28,539.58
Smith, Margaretann H	Para Educator Special Education	1.00	192	\$ 26,070.82	\$ -	\$ 3,125.00	\$ 29,195.82
Smith, Tammi S	Para Educator Special Education	1.00	192	\$ 24,931.18	\$ -	\$ 3,976.76	\$ 28,907.94
Smith, Valerie L	Para Educator Special Education	1.00	192	\$ 26,517.66	\$ 190.50	\$ 975.02	\$ 27,683.18
Steenkamp, Susanna M	MTSS Coordinator	1.00	205	\$ 80,000.00	\$ 1,125.00	\$ 3,400.00	\$ 84,525.00
Stewart, Betty	Nurse	1.00	91	\$ 8,446.82	\$ 543.75	\$ -	\$ 8,990.57
Themistocles, Lynne	Special Education Teacher	1.00	185	\$ 67,940.00	\$ 900.00	\$ -	\$ 68,840.00
Troop, Natasha J.B.	Innovation Coach	1.00	185	\$ 62,481.13	\$ 862.50	\$ 1,493.10	\$ 64,836.73
Valcour, Francinne D	Special Education Teacher	0.90	185	\$ 64,216.80	\$ -	\$ 747.12	\$ 64,963.92
Ward, Jennifer L	Para Educator Special Education	1.00	192	\$ 26,405.98	\$ -	\$ 3,408.19	\$ 29,814.17
Webster, Wanda J	Administrative Assistant	1.00	261	\$ 43,698.12	\$ 1,125.00	\$ -	\$ 44,823.12
Wheeler, Lorelei J	REACH Coordinator	0.00	231	\$ 3,697.52	\$ -	\$ 767.17	\$ 4,464.69
Williams, Amy J	Special Education Teacher	1.00	185	\$ 48,932.00	\$ 450.00	\$ 3,622.32	\$ 53,004.32
Williams, Caroline	Academic Interventionist	0.90	185	\$ 52,198.20	\$ -	\$ 13,275.00	\$ 65,473.20
Wright, Heather D	Special Education Teacher	1.00	185	\$ 67,940.00	\$ 337.50	\$ 4,362.84	\$ 72,640.34
Total				\$ 5,510,128.80	\$ 41,890.50	\$ 276,096.38	\$ 5,828,115.68

Town of Craftsbury
Craftsbury School District
Craftsbury, Vermont 05826